



## GOAL AREA 4

Every child lives in a safe  
and clean environment

Global Annual  
Results Report 2021

unicef   
for every child

## PARTNER TESTIMONIALS

---

*For the Swedish International Development Cooperation Agency (Sida), UNICEF is a longstanding and trusted partner that allows Swedish development funds to effectively address children's needs and support development in both development and humanitarian contexts, including where Sweden has no bilateral programmes.*

*Ensuring that every child lives in a safe and clean environment is a cornerstone of sustainable global development. By supporting the basic rights to safe water and sanitation we address critical components for child survival and development including learning, public health, maternal health, and gender equality.*

*Providing global thematic flexible funding is a strategic and efficient tool in the drive to reduce poverty and oppression around the world and the partnership with UNICEF in the thematic area of water, sanitation and hygiene (WASH) bridges urgent gaps and facilitates a swift response when crises arise. It strengthens the ability to deliver on long-term strategic activities, such as cooperation with duty-bearers to strengthen sustainable national systems and promotes access to WASH services and knowledge, and above all, it allows UNICEF to work holistically to empower the most excluded and most vulnerable communities and children.*

*Sida continues to have strong confidence in UNICEF and its ability to advance climate resilient WASH at scale, and together we will work towards the realisation of the objectives set in the Strategic Plan for the benefit of children.*

Cecilia Scharp, Assistant Director General, Swedish International Development Cooperation Agency (Sida)

*The COVID-19 pandemic has dramatically demonstrated the sensitive interplay between human health and their surrounding ecosystems. More than ever, Luxembourg is committed to improving access to safe and affordable health care for all, in line with the 'One Health' approach. Accordingly, Luxembourg has been partnering with UNICEF to strengthen existing health systems, to fight the spread of communicable diseases, to encourage maternal and child health, to support sexual and reproductive health and rights (SRHR) and to enable access to clean drinking-water and sanitation, with the overarching aim of ensuring the healthy development of children.*

Franz Fayot, Minister for Development Cooperation and Humanitarian Affairs, Luxembourg (2022)

*Building on Formula E's founding purpose of accelerating sustainable human progress through the power of electric racing, we are taking action to place children at the heart of our mission. In April 2021 we launched a multi-year initiative to support UNICEF's Safe and Healthy Environment Fund, which aims to create a sustainable, safe and clean environment and protect children from the impact of climate change. Formula E's support will go directly to programmes, policy actions and work to improve the lives of over 3 million children. In addition to projects delivered by the Fund, Formula E will support initiatives which provide schools with sustainable energy solutions and reduce child exposure to air pollution through increased monitoring, awareness and advocacy.*

Jamie Reigle, Formula E CEO

Cover image: © UNICEF/UN0560201/Dubourthoumieu  
Souza Mbomba, 19 years old, draws water from a new spring-sourced water system developed with the support of UNICEF in Mutonji district, Kasai Oriental province, the Democratic Republic of the Congo.

Expression of thanks image: © UNICEF/UNI324946  
Hayat Ali Amkam collects water in the Omar Bin Yasser camp in Aden, Yemen.



## Expression of thanks

UNICEF programming to help ensure that every child lives in a safe and secure environment would not be possible without the generous support of resource partners from government, civil society and the private sector, and the voluntary contributions of millions of people around the world. This critical support enables UNICEF to deliver on our mandate to protect children's rights and expand their opportunities to reach their full potential.

UNICEF expresses its sincere gratitude to the Government of Germany, which has provided the largest contribution to the water, sanitation and hygiene (WASH) programme and Goal Area 4 during the Strategic Plan, 2018–2021. UNICEF further thanks the governments of Japan, the Netherlands, Sweden, the United Kingdom of Great Britain and Northern Ireland, and the United States of America as well as the European Union and all our resource partners.

UNICEF would like to convey a special thanks to partners that provided thematic funding, which offers greater flexibility, enables UNICEF to continuously improve the quality of interventions, allows for longer-term planning and makes programmes more sustainable. The largest thematic funding partners for the 2021 WASH programme are the governments of Germany and Sweden. Other thematic partners include the governments of Finland, Luxembourg and Czechia along with UNICEF National Committees from 21 countries including Germany, the United Kingdom and the United States.

UNICEF also thanks the Governments of the Netherlands and the United Kingdom for ongoing generous financial and technical support for the Accelerating Sanitation and Water Supply for All II (ASWA II) multi-country programme.

The growing support from UNICEF partners from the private sector and foundations are important for the growth of the programme, and UNICEF would like to acknowledge the continuing support of the LIXIL company, which extended its shared value partnership with UNICEF in the areas of sanitation and hygiene in 2021 for an additional three years.

Without our partners, UNICEF would not be able to continue its efforts to secure a safe and clean environment for children, and we would like to express our gratitude for their continuing commitment and trust.

Seventy-five years after UNICEF was established and thirty-two years since the adoption of the Convention on the Rights of the Child, the organization's mission to promote the full attainment of the rights of all children is as urgent as ever.

The UNICEF Strategic Plan, 2018–2021, is anchored in the Convention on the Rights of the Child and charts a course towards attainment of the Sustainable Development Goals and the realization of a future in which every child is able to fully enjoy their rights. It sets out measurable results for children, especially the most disadvantaged, including in humanitarian situations, and defines the change strategies and enablers that support their achievement.

Working together with governments, United Nations partners, the private sector, the civil society and with the full participation of children, UNICEF remains steadfast in its commitment to realize the rights of all children, everywhere, and to achieve the vision of the 2030 Agenda for Sustainable Development, a world in which no child is left behind.

The following report summarizes how UNICEF and its partners contributed to Goal Area 4 in 2021 and reviews the impact of these accomplishments on children and the communities where they live. This is one of seven reports on the results of efforts during the past year, encompassing gender equality and humanitarian action as well as each of the five Strategic Plan Goal Areas – 'Every child survives and thrives', 'Every child learns', 'Every child is protected from violence and exploitation', 'Every child lives in a safe and clean environment' and 'Every child has an equitable chance in life'. It supplements the 2021 Executive Director's Annual Report (EDAR), UNICEF's official accountability document for the past year.

# Contents

<b>Executive summary</b> .....	<b>2</b>	<b>Results: Climate, energy and environment</b> .....	<b>82</b>
Water, sanitation and hygiene .....	3	Protecting children through climate and environmentally smart social services .....	83
Disaster risk reduction, resilience strengthening and peacebuilding.....	4	The climate and environmental crisis is a crisis for children.....	85
Urban programming and local governance.....	5	Supporting every child to be a champion for the environment and climate .....	87
Climate, energy and the environment.....	5	Internal sustainability.....	89
<b>Strategic context</b> .....	<b>6</b>	<b>High-level priorities</b> .....	<b>90</b>
Water, sanitation and hygiene .....	7	Strategic Plan, 2022–2025.....	91
Disaster risk reduction, resilience strengthening and peacebuilding.....	9	WASH in the Strategic Plan, 2022–2025 .....	92
Urban programming and local governance.....	10	Climate, energy, environment and DRR in the Strategic Plan, 2022–2025 .....	93
Climate, energy and the environment .....	10	HDP nexus programming in the Strategic Plan, 2022–2025.....	93
<b>Systems-strengthening</b> .....	<b>11</b>	Urban and local governance programming in the Strategic Plan, 2022–2025.....	94
Water, sanitation and hygiene .....	12	<b>Abbreviations and acronyms</b> .....	<b>95</b>
Disaster risk reduction, resilience strengthening and peacebuilding.....	14	<b>Annex 1: Financial report*</b> .....	<b>96</b>
Urban programming and local governance.....	15	Part I: Overall UNICEF income and expenses .....	96
Climate, energy and the environment .....	15	Part II: WASH financial report .....	102
<b>Results: Water, sanitation and hygiene</b> .....	<b>16</b>	Part III: Safe and Clean Environment financial report.....	113
Climate-resilient WASH .....	18	<b>Annex 2: List of UNICEF WASH partners, 2018–2021</b> .....	<b>119</b>
Safe water supply.....	23	<b>Endnotes</b> .....	<b>129</b>
Sanitation .....	28		
Hygiene .....	33		
WASH in institutions .....	38		
Emergency WASH.....	44		
Enabling environments for WASH .....	52		
Cross-cutting: WASH and gender .....	62		
Cross-cutting: WASH and disability .....	63		
<b>Results: Disaster risk reduction, resilience strengthening and peacebuilding</b> .....	<b>65</b>		
Child-centred disaster risk reduction .....	66		
Strengthening the humanitarian–development–peace nexus.....	69		
Peacebuilding and sustaining peace.....	70		
<b>Results: Urban programming and local governance</b> .....	<b>74</b>		
Urban programming .....	75		
Local governance.....	78		





© UNICEF/UN0414850/Naftalin

# Executive summary

Displaced children wash their hands at a UNICEF-supported water system in a camp for internally displaced persons in Haddi near Borama, Somaliland.

Under Goal Area 4 of the UNICEF Strategic Plan, 2018–2021, UNICEF worked to fulfil the rights of all children to a safe and clean environment in the areas of water, sanitation and hygiene (WASH); disaster risk reduction (DRR), resilience strengthening and peacebuilding; urban and rural governance; and environmental sustainability. As described in detail in this report, good progress was generally made in all these areas over the four-year period.

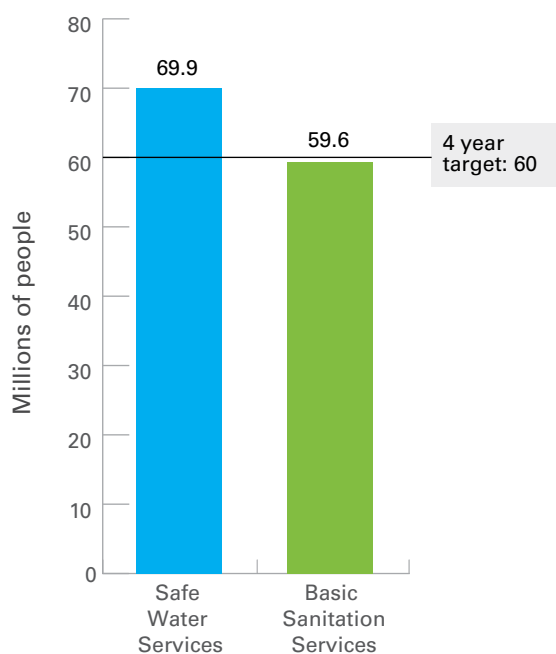
Nevertheless, the crisis unfolding in Ukraine at the time of writing this report and the ongoing coronavirus disease 2019 (COVID-19) pandemic are a reminder that these hard-won gains are fragile, that much more needs to be done and that UNICEF and its partners are needed now more than ever to safeguard the rights of all children wherever they are.

## Water, sanitation and hygiene

UNICEF set its most ambitious WASH target ever for the Strategic Plan, 2018–2021: to reach 60 million people with water and sanitation services through direct support. With 69.9 million people gaining access to safe water supplies and 59.6 million to basic sanitation services, the target was achieved, an exceptional result given the operational challenges posed by the COVID-19 pandemic. Achieving this target fulfils the rights of a substantial number of children and their families to water and sanitation, while also serving as a model on how to accelerate operations and scale up programmes.

The need for accelerated efforts is clearer now than ever before. The 2021 WHO–UNICEF Joint Monitoring Programme for Water Supply, Sanitation and Hygiene (JMP) progress report shows that achieving the Sustainable Development Goal (SDG) 6 target of universal WASH coverage by 2030 will require a quadrupling of current rates of progress. Even UNICEF, one of the largest WASH agencies, cannot meet this challenge on its own: collective and innovative action on a much larger scale with an expanded group of stakeholders – including private sector actors and new sources of financing – is the only way that the goal will be achieved.

FIGURE 1: Number of additional people with access to a safe drinking-water and basic sanitation services through UNICEF-supported programmes, 2018–2021 (cumulative)



Source: UNICEF SMQs (2018–2021).

An even greater challenge is to ensure that new and existing WASH systems are resilient to climate change over time, including the growing threat of water scarcity, an issue highlighted by the new UNICEF ‘Reimagining WASH: Water security for all’ campaign, a major advocacy and capacity-building initiative addressing water scarcity and its impact on children. The ongoing shift to integrating climate resilience into the WASH programme continued with 87 countries engaged in UNICEF’s four-stage climate-resilience programme framework. UNICEF engages in climate policy formulation in programme countries, was confirmed as a delivery partner for the Green Climate Fund readiness funding and highlighted WASH as a core climate issue at the 26th United Nations Climate Change Conference of the Parties (COP26), which included a water pavilion for the first time. In 2021, UNICEF constructed 1,523 solar-powered water systems, the majority in the West and Central Africa region.

In addition to reaching almost 70 million people with safe water services through direct support, UNICEF continued its work on strengthening national systems including the development of a sector-wide sustainability check tool in 2021, the launch of the WASH Regulation (WASHReg) approach to strengthen regulatory frameworks with partners, and the implementation of the WASH Bottleneck Analysis Tool (WASH BAT) in 52 countries from 2016 to 2021. UNICEF also developed a new set of practical programme guidance materials on ‘leaving no one behind’ that helps country offices to integrate human rights principles into WASH programmes and is developing a standardized methodology for measuring and monitoring

the affordability of WASH services. Ongoing support was provided for a wide range of sector financing initiatives through public and private actors, and UNICEF is working with partners on the development of a new country guideline on sector financing strategies.

UNICEF helped over 110,000 communities achieve certified open defecation free status over the four-year Strategic Plan period through direct support, and far more through indirect support for strengthened national systems, notably in South Asia where progress has been rapid and substantial. UNICEF is increasingly shifting the focus of its support to safely managed sanitation (the safest and most environmentally friendly standard) for the new Strategic Plan period in support of the SDG target through a range of initiatives, including the launch a major new training programme for staff and partners, the release of new guidance materials and the widening on partnership frameworks to promote innovation and encourage new sources of financing.

The COVID-19 pandemic has highlighted the importance of hand hygiene to levels never seen before, and UNICEF is using this momentum to build new partnerships, attract new finance streams and strengthen national systems. The Hand Hygiene for All initiative, launched by UNICEF and World Health Organization (WHO) in 2020 with other key stakeholders, continued to be the fulcrum point for action on hygiene for COVID-19 response and beyond. In 128 countries, UNICEF provided support for COVID-19 response through the provision of emergency supplies and facilities, or for strengthened WASH systems. Hand hygiene promotion was a focus area with UNICEF contributing to media campaigns in 93 programme countries, including on Global Handwashing Day, and to national community-based behaviour change programmes in 106 countries.

The COVID crisis and renewed interest in infection prevention and control (IPC) has energized the programming area of WASH in institutions helping UNICEF to exceed the Strategic Plan targets, with 21,112 schools provided with gender-segregated sanitation facilities over the four-year period and 16,699 health-care facilities reached with WASH services. Even more schools were reached through material and technical support for

national COVID-19 back-to-school campaigns and through humanitarian assistance in emergencies. In 2021 alone, UNICEF supported WASH in schools in a total of 86 countries across all UNICEF regions.

UNICEF made inroads into improving gender inclusion across its entire WASH programme in 2021 with the release of the new Gender-Responsive Programming in WASH course and work with partners on highlighting gender inclusivity and awareness at key sectoral events. During the four-year Strategic Plan period, over 58,977 schools were provided with menstrual health and hygiene (MHH) services in schools, and almost 5 million women and girls were reached with MHH services and supplies in emergencies.

In 2021, UNICEF reached over 1 million persons with disabilities through direct support for WASH services, an increase over previous years. To help ensure persons with disabilities are not invisible within WASH data sets, UNICEF published a comprehensive new guidance package on disability-inclusive WASH data collection, monitoring and reporting in 2021, and provided direct support in countries. UNICEF advocacy and support also led to the inclusion of disability-inclusive WASH elements within national WASH policies, strategies and standards in several countries.

Children and their families have been denied their rights to WASH services at an unprecedented scale during the Strategic Plan, 2018–2021, due to conflict, forced migration, natural disasters, COVID-19 and other emergencies across all UNICEF regions, and the denial of these rights has an impact on multiple other child rights, including health and education. UNICEF has responded, both through direct relief, by strengthening sector humanitarian response capacity and by coordinating the overall response as lead agency of the global WASH cluster. In 2021 alone, a total of 33.3 million people gained or regained access to water services for drinking and hygiene through UNICEF direct humanitarian relief programmes and 8.4 million to sanitation services. This large-scale effort accounted for 49 per cent of the total 2021 expenditure on WASH of US\$967 million.<sup>1</sup> The crisis in Ukraine, and ongoing emergencies around the world, is a reminder that even more will be needed in 2022 and beyond.

## Disaster risk reduction, resilience strengthening and peacebuilding

Since 2018, UNICEF has invested more than US\$250 million in DRR and recovery efforts in over 150 countries. In 2021, UNICEF helped strengthen early warning systems in 27 countries, supported the updating of 44 preparedness plans and provided risk-assessment support for 39 key development policy instruments at national, subnational and sectoral levels.

A majority of UNICEF country offices – 51 per cent – now meet organizational benchmarks for implementing risk-informed programming, helping to ensure that risks to children are addressed in programme countries, up from just 16 per cent of offices in 2016. In 2021, a total of 41 country offices, up from 27 in 2017, met organizational benchmarks on promoting peaceful and inclusive societies,



and implemented programmes using child-centred social services to bridge community and intergenerational divides. UNICEF expanded its collaboration with the Secretary-General's Peacebuilding Fund, implementing 49 joint

projects in 27 countries with sister United Nations entities, including activities focused on empowering women and girls while engaging community leaders, men and boys as key allies.

## Urban programming and local governance

Over the four-year Strategic Plan period, UNICEF expanded its engagement in local governance and urban programming in response to increasing inequities within countries and deepening deprivations that affect children in their communities. UNICEF supported urban-specific interventions in over 100 countries globally and has engaged with 3,845 subnational and local governments in rural and urban settings to help make children a priority in local plans and budgets, and to ensure their rights, voices and agency are being taken into account in local decision-making processes and plans.

UNICEF responded to increasing fragility and humanitarian needs in countries around the world with the release of a comprehensive technical note on strengthening resilience through risk-informed decentralization and local governance, and the launch of an online training module on local governance and sustaining peace, developed in partnership with the United Nations Development Programme (UNDP). UNICEF technical assistance and advocacy for the development of the new United Nations Global Urban Monitoring Framework ensured that child-related indicators are included and will be used to assess the situation of children in urban settings.

## Climate, energy and the environment

The related planetary crises of climate change, environmental degradation and biodiversity are existential threats to a child's ability to survive and thrive. In 2021, UNICEF released the Children's Climate Risk Index, the first global atlas of climate and environmental risk from a child right's perspective, showing that almost every child (>99 per cent) is now exposed to at least one climate or environmental shock and 1 billion children are considered at 'extremely high risk' to these impacts.

In light of such evidence, UNICEF continues to make action on climate change and the environment a core focus, through three main programming areas: (1) using the scale and reach of the global UNICEF programme to advocate and support climate-resilient solutions in WASH, health, social protection, education and other sectors (in 81 countries in 2021); (2) working with governments to prioritize children in national climate resilience plans and strategies (in 83 countries in 2021); and (3) supporting young people to become climate and environmental champions (in over 100 countries in 2021).



Biyang Saputra (left) and Sisil Agustin (right), both 12 years old, wash their hands at a school supported by UNICEF in Donggala, Central Sulawesi, Indonesia.



© UNICEF/UN058591/Mendez

# Strategic context

A UNICEF-supported water trucking operation in the municipality of Necolí in north eastern Colombia, which hosted tens of thousands of migrants from several countries in 2021.

Children are the most affected by conflict, disaster, public health emergencies and other humanitarian crises and, as the events of the last two years have demonstrated, these crises are getting worse. Children are also the most affected by the impacts of climate change, which as the evidence clearly shows are also worsening.

UNICEF is responding. Almost half of the expenditure under Goal Area 4 in 2021 was used for humanitarian response that also builds capacity, resilience and preparedness in countries and communities around the world. UNICEF also continued to shift its programmes and its operations towards climate resilience and environmental sustainability.

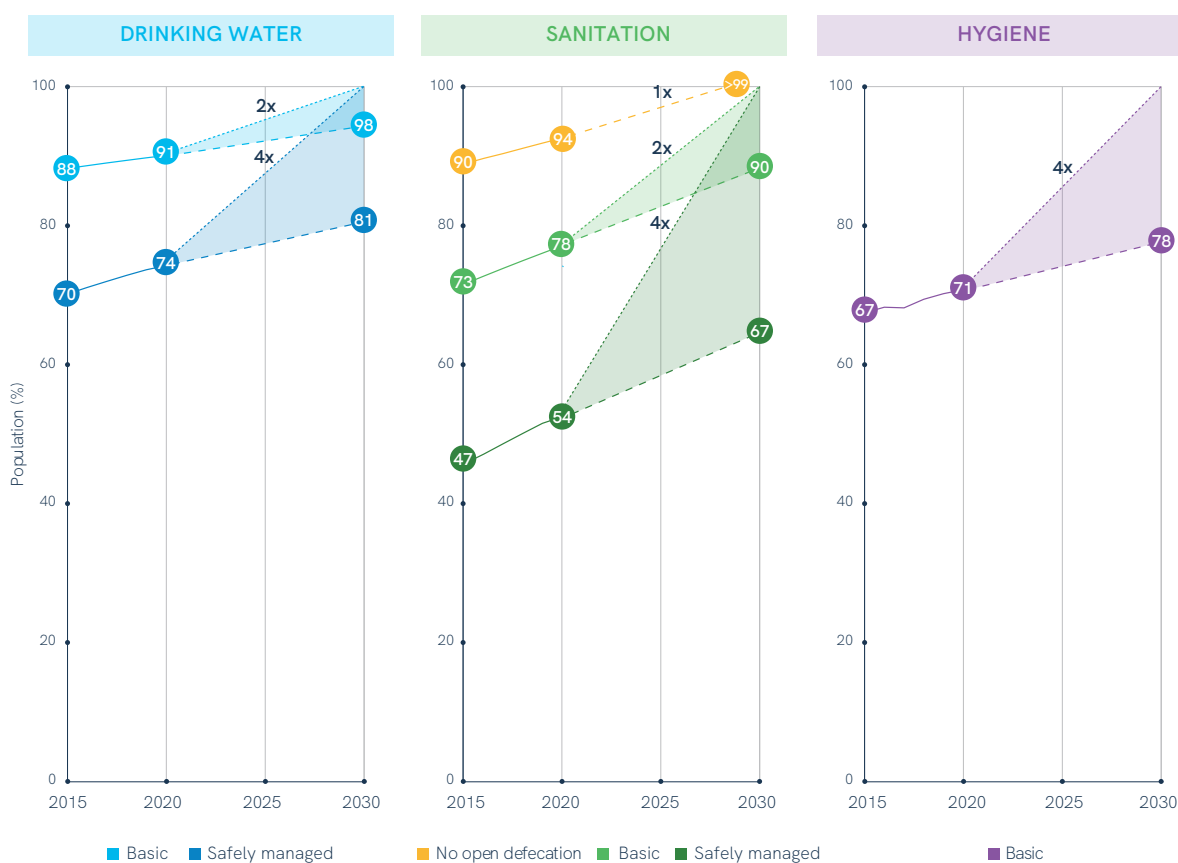
## Water, sanitation and hygiene

At current rates of progress, the world will not achieve the Sustainable Development Goal (SDG) water, sanitation and hygiene (WASH) targets by 2030, and the rights of all children and their families to safe water and sanitation will not be fulfilled. This is the overarching message of the WHO–UNICEF water, sanitation and hygiene biannual [progress update report](#) of the WHO–UNICEF Joint Monitoring Programme for Water Supply, Sanitation and Hygiene (JMP) on the status of water, sanitation and hygiene in households released in 2021.<sup>2</sup> Nearly half the world’s population (3.6 billion people) lack access to

safe sanitation, one quarter (2 billion) do not have safely managed water services, and nearly one third (2.3 billion) do not have a hand-washing facility with soap and water in their homes.

The data show that achieving universal coverage by 2030 will require a quadrupling of current rates of progress in safely managed drinking-water and sanitation services, and basic hygiene (see Figure 2). This is a massive undertaking that will require accelerated action by all stakeholders and significant new sources of financing and other resources.

FIGURE 2: Global coverage of WASH services (per cent), 2015–2020, and acceleration required to meet targets by 2030



Source: JMP (2021).<sup>3</sup>



© UNICEF/UN0367574/Tremeau

Chamba, 9 years old, washes her hands outside of her classroom in a UNICEF-supported school in Kananga, Kasai province, the Democratic Republic of the Congo.

The least developed countries have the furthest to go while, in other countries, efforts to extend services to poor, isolated and other marginalised populations to reduce coverage disparities need acceleration. Children and their families living in fragile contexts are the most vulnerable, especially those who have been displaced by conflict or the effects of climate change. Also vulnerable are children with disabilities: a new UNICEF multi-country study shows that they are 26 per cent less likely to have access to improved sanitation and 12 per cent less likely to have improved water sources in their households compared to children without disabilities.<sup>4</sup>

Aid disbursements to the sector are not expanding to meet the need for accelerated action, in fact there are indications that sector funding may be contracting.<sup>5</sup> UNICEF resources for WASH expenditures, of which the majority comes from bilateral donor partners, were lower in 2021 than the previous two years (see Annex 1).

The good news from the new JMP update report is that the world is on track to meet the SDG target of eliminating open defecation – children are often the most severely affected – which is largely due to the substantial progress made in India in recent years. Nevertheless, challenges

remain here too, including in some sub-Saharan Africa countries, parts of South Asia and in Oceania where rates are still high and even increasing in some areas.

World Health Organization (WHO) and UNICEF also released the [State of the World's Hand Hygiene](#) report in 2021, using the expanding JMP database on hand hygiene.<sup>6</sup> The report is a call to action, showing that even as the importance of hand hygiene is much better understood by both policymakers and the public owing to the coronavirus disease 2019 (COVID-19) pandemic, progress is still slow. It shows that unless efforts are accelerated, 1.9 billion people will be without adequate hand-washing facilities at the end of the SDG period in 2030.

The discrepancy between the lack of progress for the sector as a whole and the positive news on UNICEF progress during the Strategic Plan, 2018–2021 – UNICEF met or nearly met most its Strategic Plan targets, including the key target of helping 60 million people gain access to water and sanitation services – highlights the fact that even UNICEF, one of the largest WASH agencies, cannot meet the SDG WASH challenges on its own. Collective action on a much larger scale with an expanded group of stakeholders – including private sector actors – is the only way that the goal will be achieved. Therefore, UNICEF is ramping up support for building national WASH systems and drawing new partners into the 'WASH tent' along with expanded efforts to bring in new sources of financing into the sector. These shifts are explored in the Systems-strengthening section below and throughout the report.

It is too soon to judge the impact of the COVID-19 pandemic on long-term progress towards the SDG WASH targets. It is undeniable that it had some negative impacts, from the interruptions in service delivery at the beginning of the pandemic to longer-term impacts such as a decrease in capital investments and maintenance owing to weakened national economies. Countries with the weakest capacity and infrastructure were affected the most, as were the poorest and most vulnerable communities. Nevertheless, the pandemic also had positive effects including invigorated multisectoral coordination networks for WASH in some countries, technical and programmatic innovations, and – above all – a raised profile of the importance of

WASH among decision makers and the public alike. As documented in a UNICEF–Stockholm International Water Institute (SIWI) analysis on the [socioeconomic impact of COVID-19 on the WASH sector](#), there are emerging opportunities for improving the sector over the long term that could result in more equitable and environmentally sustainable services for children and their families.<sup>7</sup>

Climate change is negatively affecting access to WASH services by children. The increasing impact of climate change on water resources – from drying water sources and increasingly severe droughts to the impact of extreme storms on water services – are not only jeopardising gains made in the sector over the years, they are also threatening to roll back decades of progress securing the rights, survival and development of children.<sup>8</sup> Drying water sources can mean increased distances to safe supplies, which affect women and girls disproportionately since they are usually tasked with collecting water. The UNICEF ['Reimagining WASH: Water security for all'](#) campaign, launched in 2021, highlights the growing problems of water insecurity for children (*see the Systems-strengthening section*).

Humanitarian emergencies and persistent fragility are the other major roadblocks to progress on fulfilling the rights of children to water and sanitation services. In Afghanistan, Ethiopia, Ukraine, Yemen and other countries in crisis, and for uprooted children in camps around the world, accessing WASH services is a daily struggle. Over the 2018–2021 Strategic Plan period, UNICEF has allocated more funds to emergency programmes and reached more people with humanitarian WASH assistance than ever before, but this effort has met just a fraction of the growing needs (*see the Emergency WASH section*). UNICEF also continues to advocate the right to safe drinking-water and sanitation for children in situations of conflict and crisis through the ongoing [Water Under Fire](#) campaign. The challenges during the Strategic Plan, 2022–2025, and the eight years remaining until 2030, not only include increasing the pace of progress towards the WASH targets and ensuring both new and old WASH systems are climate-resilient, but also includes the need to reverse the deterioration in services in countries in crisis.

## Disaster risk reduction, resilience strengthening and peacebuilding

In [Our Common Agenda](#), the Secretary-General of United Nations called for a revitalized, comprehensive and overarching prevention agenda and for every United Nations presence to be made a centre of disaster prevention expertise, with the capacity to better link peace and security, human rights, gender equality, climate and development, and to focus on factors

that can give rise to grievances and cause instability.<sup>9</sup> COVID-19 has underscored the need to better anticipate, prevent and prepare for major risks by having stronger legal frameworks, better tools for managing risks, more participatory, inclusive and gender- and age-responsive approaches, and proper financing of prevention and preparedness.

The COVID-19 pandemic has also exacerbated fragilities and inequalities, revealing our shared vulnerability and interconnectedness. The global disruption to education and skills-building is unparalleled, deepening inequalities, grievances and the risk of large losses in lifetime earnings.

COVID-19 has weakened social contracts between the state and populations, eroded social cohesion within and among communities and significantly exacerbated gender inequalities and violence against women and girls.

## Urban programming and local governance

---

Subnational and local governance structures play a critical role in supporting the realisation of children's rights and the delivery of essential services within their communities. Fulfilling this role was challenging during the COVID-19 pandemic, in particular in urban slums and informal settlements where children were especially vulnerable, and an increasing number of families were forced into poverty. Subnational and local governments face chronic resource challenges and budgetary constraints, which hamper efforts to adapt and restore social services and to address the economic and social consequences of the crisis.

In the four-year Strategic Plan period, UNICEF increased its support for local governance actors everywhere, from large urban centres to isolated rural villages, as the front line for building more inclusive, equitable and sustainable communities, with a focus on programming for the most vulnerable children. Starting in 2022, support for local governments and other local actors will be further prioritized and institutionalized across the entire UNICEF programme of support. A comprehensive set of 20 indicators will be used to assess progress in strengthening local governance structures through cross-cutting initiatives and across all sectoral programmes, in both rural and urban settings.

## Climate, energy and the environment

---

In August 2021, a report by the Intergovernmental Panel on Climate Change (IPCC) showed that climate change is already affecting all regions across the globe and that some impacts were likely irreversible.<sup>10</sup> In concert, children and young people around the world are increasingly demanding greater action to ensure they are bequeathed a liveable planet.

This was complemented by the UNICEF [Children's Climate Risk Index report](#) that concluded that approximately 1 billion children in 33 countries are at an 'extremely high risk' from the impacts of climate change and environmental degradation.<sup>11</sup> These countries have amongst the lowest per-capita contributions to greenhouse gas emissions, and yet children in these countries will suffer the greatest impacts.

Reducing greenhouse gas emissions to avoid the worst impacts of climate change is the only long-term solution to the climate crisis, but progress is slow. The 2021 26th United Nations Climate Change Conference of the Parties (COP26) highlighted the fact that global emissions reductions are not on track, the IPCC report showed that the impacts of climate change will worsen in the coming decades regardless of reductions, and new evidence demonstrates that fiscal stimulus for COVID-19 recovery has not been adequately used towards a 'green recovery'.<sup>12</sup>



© UNICEF/UN0464729/Himu

# Systems-strengthening

Rina, 10 years old, washes her hands using a facility provided by UNICEF through a COVID-19 urban response initiative in the city of Chattogram, Bangladesh.

Service delivery is an important part of UNICEF programming, especially in times of crisis and in poor countries and vulnerable communities. Nevertheless, more people are reached over the long term through systems-strengthening. This section of the report provides highlights of UNICEF work under Goal Area 4 to expand its work

with governments and other partners to strengthen policy and institutional frameworks, to leverage new financial resources for children and to build capacity across all programming areas. More detailed coverage of systems-strengthening work are provided throughout the report.

## Water, sanitation and hygiene

### Reimagining WASH: Water security for all

In 2021, UNICEF launched the ‘[Reimagining WASH: Water security for all](#)’ campaign package, which addresses the growing threat of water scarcity due to climate change, over-abstraction of groundwater, growing competition for freshwater resources, poor water management and the pressures of urbanization.<sup>13</sup> The campaign highlights the scale of the problem – 1.42 billion people, including 450 million children, live in areas of high or extremely high water vulnerability – and stresses that all actors, from policymakers to field practitioners, must recognize that work in the sector can no longer be ‘business as usual’.

The package includes a [strategic framework](#) with four pillars – safe and affordable drinking-water services; climate-resilient WASH services and communities; prevention of water scarcity crises through early action; and water cooperation for peace and stability – and is linked to the Water Game Plan.<sup>14</sup> Related guidance material for staff and partners on [programmatic approaches](#) and [urban water scarcity](#) were also released in 2021.

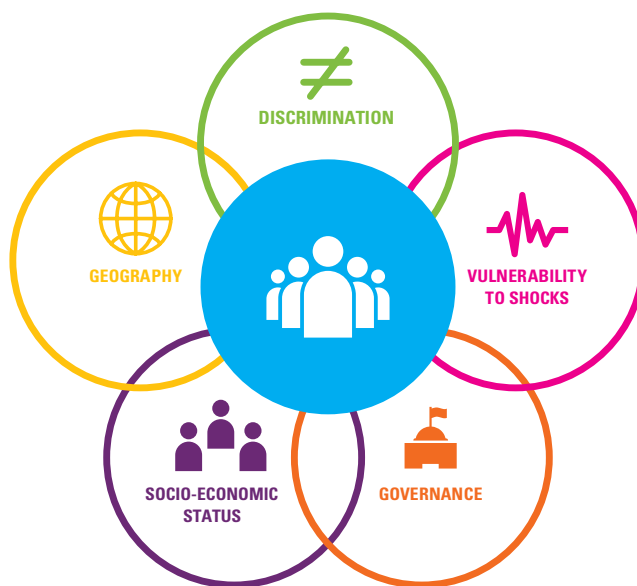
The ‘Reimagining WASH: Water security for all’ campaign links to two related initiatives: the ‘[Hand Hygiene for All](#)’ campaign for mobilizing business, financing and innovations for hand-washing promotion (launched in 2020); and the Water for Peace Initiative that mobilizes children as agents of change. All three components in the campaign are further discussed throughout this report.

### Championing the rights of children to water and sanitation

UNICEF advocates and acts for the rights of children as guided by the Convention of the Rights of the Child and, in the case of WASH, by the human rights to Water and Sanitation.<sup>15</sup> To help country offices meet obligations to children, UNICEF developed the ‘[Guidance Note on Leaving No One Behind](#)’ in 2021, structured around five key driving forces for exclusion (see *Figure 3*) and the four core obligations for the human rights to safe drinking-water and sanitation: the availability, accessibility, affordability and

safety of WASH services. The guidance note helps UNICEF staff to fully integrate this rights-based approach into WASH programming by outlining ways of identifying who is being left behind, where they are and ways of engaging with them, as well as information on how to analyse and address their needs.<sup>16</sup>

FIGURE 3: Five factors for leaving no one behind



Source: UNICEF (2021) and UNSDG (2019).

At the global level, UNICEF is working with UN-Water, the Office of the United Nations High Commissioner for Human Rights (OHCHR) and the Special Rapporteur on the human rights to water and sanitation on a road map for the promotion of the human rights to water and sanitation. UNICEF also amplified child rights advocacy on WASH at the Human Rights Council and supported the United Nations Special Rapporteur on reporting at the 76th session of the United Nations General Assembly.



Affordability is a central tenet of the human rights to water and sanitation and is an integral component of SDG 6. Nevertheless, assessing the affordability of WASH services is not an easy task, as there is no standardized methodology to monitor affordability or the effectiveness of initiatives designed to affect it. To help address this, UNICEF and WHO released a new paper in 2021, the [Measurement and Monitoring of Water Supply, Sanitation and Hygiene \(WASH\) Affordability](#),<sup>17</sup> based on an extensive consultation process with a panel of experts in the areas of human rights, economics, statistics and WASH from academia, regulatory bodies, service providers, the Organisation for Economic Co-operation and Development (OECD), the World Bank and other United Nations agencies. The recommendations from the paper will help to improve the affordability monitoring and will ultimately allow governments and the WASH sector to more effectively target support to make services affordable to all.

## Expanding the WASH tent

UNICEF is leveraging its leadership role in the sector to broaden sector and cross-sector collaboration for WASH in recognition that joint action by key stakeholders, both old and new, is the only way to achieve the acceleration needed to meet the SDG targets over the next ten years and the fulfilment of the rights to water and sanitation for children and their families. This includes the extension of existing partnerships – such as on safely managed sanitation with WHO, on strengthening WASH regulatory frameworks with SIWI and on climate-resilient sanitation with the Bill & Melinda Gates Foundation –and efforts to bring new partners to the table.

UNICEF is developing new ways of working with international finance institutions and engaging with private sources of funding, such as through the new climate-friendly Water Financing Facility in partnership with the international investment firm KOIS, and support for the Continental Africa Water Investment Programme (AIP) led by the African Ministers' Council on Water (AMCOW). The UNICEF Executive Director gave a keynote presentation on investing in climate-resilient WASH systems at the 2021 Finance in Common summit, and UNICEF has launched the Hand Hygiene Market Accelerator with the World Economic Forum to facilitate new partnerships in the private and public sectors.<sup>18</sup>

UNICEF is continuing to provide leadership within key collaborative frameworks, including UN-Water, the Sanitation and Water for All (SWA) partnership, the JMP and the Global WASH Cluster, while expanding its advocacy role in key sectoral consultation forums such as the Stockholm World Water Week (Stockholm WWW), the World Water Forum and the Bonn Water Dialogues. UNICEF is increasingly championing action for WASH and child rights at high-level cross-sectoral events including, in 2021, an intervention at the SDG 6 High level Political Forum and a keynote presentation on water for peace to the Secretary-General's Executive and Deputies Committee.



A worker from the Bekasi Sanitation Department, near Jakarta, Indonesia, empties the septic tank of a local resident for transport to a safe waste water management site.

UNICEF is also involved in preparatory activities for the United Nations 2023 Water Conference. UNICEF also highlighted the importance of WASH within the climate change agenda with the launch of the advocacy paper [‘Why Water Sanitation and Hygiene must be Top of your Climate Agenda’](#) for policymakers and co-hosting the first-ever WASH pavilion at the COP26 in Glasgow.<sup>19</sup> The work continued in newer partnership frameworks, including with the United Nations High Commissioner for Refugees (UNHCR) on WASH services for refugees and with OHCHR on the rights to water and sanitation. At the regional level, UNICEF is also expanding the partnership tent, such as the expanding collaboration with the League of Arab States around water scarcity issues, which included the co-hosting of a ministerial-level multi-country meeting in 2021, and support to AMCOW for the development of the new African Sanitation Policy Guidelines.

UNICEF is also expanding partnerships with youth organizations, including with the World Youth Parliament for Water and the Water Youth Network at the global level, and with numerous groups at regional and country levels.

## Strengthening WASH systems in programme countries

UNICEF continued to ramp up support for strengthening national sectoral systems in 2021 in anticipation of even greater emphasis on systems-building in the Strategic Plan, 2022–2025, which stresses ‘upstream’ programming over service delivery. UNICEF’s work in this area is aligned with the five enabling environment ‘building blocks’ defined by the SWA partnership for more effective development cooperation and results at scale: (1) policy and strategy; (2) institutional arrangements; (3) sector financing; (4) planning, monitoring and review; and (5) capacity development.

## Strengthening WASH systems in countries: highlights

- UNICEF support contributed to new WASH national policies, legislation or national strategies in 43 countries in 2021, and in a total of 72 countries over the four-year Strategic Plan period across all UNICEF programme regions.
- The UNICEF WASH Bottleneck Analysis Tool ([WASH BAT](#)) sector bottleneck assessment and planning tool, which is currently undergoing its third major revision (to fully incorporate climate resilience), has now been used by UNICEF and partners in 52 countries across all regions.
- UNICEF advocacy and support are resulting in increases in sector funding in more countries, including increases in government WASH budgets in Ghana, India, Nigeria and Pakistan in 2021.
- During the Strategic Plan, 2018–2021, UNICEF has completed 41 evaluations of its WASH programming, most of them covering national or subnational WASH programmes.
- UNICEF has prioritized capacity-building of programme staff and sector partners over the Strategic Plan period, offering more than 30 training courses in all aspects of WASH programming for thousands of participants and issuing new guidance materials in several subject areas, including water scarcity, climate finance, safely managed sanitation, sustainability, menstrual health and hygiene (MHH) and disability, WASH in health-care facilities and COVID-19.
- UNICEF is the largest publisher of WASH knowledge products, releasing a total of 703 publications in the Strategic Plan, 2018–2021, including 99 on COVID-19 and WASH.

See the [Enabling environments for WASH](#) section for details on these and other results in programme countries.

## Disaster risk reduction, resilience strengthening and peacebuilding

In the Strategic Plan, 2018–2021, UNICEF strengthened its capacity to support peacebuilding and strengthen social cohesion in programme countries and has mainstreamed the engagement of children and young people in peacebuilding in the new Strategic Plan, in the updated [Core Commitments for Children in Humanitarian Action](#) (CCCs)<sup>20</sup> and in other strategy instruments. In 2021, UNICEF facilitated the participation of young people in multi-stakeholder conferences such as the Stockholm Forum on Peace and Development. UNICEF also successfully advocated the inclusion of age-related indicators in the new Women Peace and Security monitoring framework and has included youth peace and security as a core pillar of the new global UNICEF Peacebuilding Framework, which will be launched in 2022.

UNICEF is undertaking organization-wide efforts to systematically improve coherence and complementarity between its humanitarian and development programming in line with the 2020 United Nations Quadrennial Comprehensive Policy Review, which calls for enhanced collaboration and coordination between humanitarian assistance, development and peacebuilding efforts.<sup>21</sup> In

the State of Palestine, for example, UNICEF, other United Nations agencies, the government and other partners piloted shock-responsive social protection mechanisms through the National Cash Transfer Programme to support vulnerable households affected by the pandemic and the conflict, reaching over 4,000 vulnerable children and laying the foundation for system-strengthening of social protection at the national level.

Achieving the goals of the [Sendai Framework for Disaster Risk Reduction](#) by 2030 requires continuous efforts to strengthen disaster risk reduction (DRR) systems through the joint efforts of all stakeholders. UNICEF facilitates collaboration through its work on key partnership frameworks, such as the United Nations Major Group for Children and Youth DRR Working Group, the Capacity for Disaster Reduction Initiative (CADRI) and the United Nations Senior Leadership Group on DRR for Resilience; its work with a wide range of partners in programme countries; and by engaging and supporting children and young people themselves.

# Urban programming and local governance

UNICEF local governance work continued to address poverty and inequity at the subnational and local levels with the objective of improving outcomes for children. This work intensified in 2021 in support of COVID-19 recovery programmes and led to new opportunities to strengthen systems and build capacity at local, subnational and national levels. In Nepal, for example, a UNICEF collaboration with the government on the 'Local Child Friendly Governance' approach, is now being mainstreamed within provincial and local governance support programmes.

UNICEF also continued to work with partners to strengthen transparency and accountability in local governance structures and in planning and budgeting systems. In China, UNICEF has worked towards this goal with a new programming model for child participation in urban planning, and, in the Gambia, UNICEF programming to equip women and children to effectively engage in local

planning processes led to the development of over 40 community action plans that will be integrated in local and regional development plans.

UNICEF support to government partners over the Strategic Plan period has increased the number of countries with data sets on intra-urban disparities by nearly 50 per cent – from 54 countries in 2018 to 80 countries in 2021 – providing a solid basis for child-responsive planning and resource allocation. UNICEF uses its position on key global urban development networks and coordination mechanisms to ensure sustained high-level advocacy on child rights, including its role on the expert group developing the new global Urban Monitoring Framework, its membership in the recently established United Nations Task Force on the Future of Cities and its extensive collaboration with UN-Habitat in support of policy strengthening and capacity-building in programme countries.

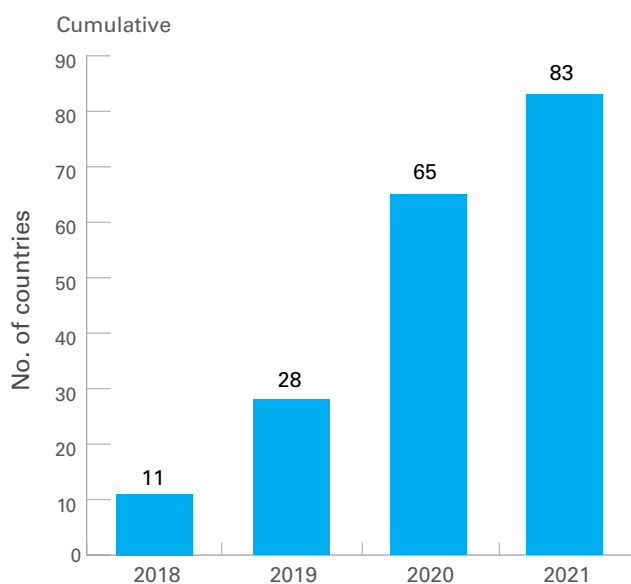
# Climate, energy and the environment

UNICEF recognizes that transformational change on climate and the environment can only be achieved if economic and governance systems incorporate sustainability as a key element and has accelerated its support for systems-strengthening during the Strategic Plan, 2018–2021. This includes work with government partners on the development of child-sensitive national climate and environmental plans, which has now reached 83 countries (see Figure 4).

The plans help to ensure that children are recognized as full rights-holders and a key client group in adaptation and mitigation strategies, that the services they depend on to survive and thrive are made resilient to climate and environmental impacts, and that children and young people are included and empowered to be part of the policy development process.

In China, for example, a partnership with the National Institute of Environmental Health is developing a data platform on children's environmental health combining climate change, environmental pollution and health indicators that will help to make policies more evidence based and child sensitive. In Sri Lanka, a joint programme with the World Food Programme, the United Nations Population Fund (UNFPA) and the United Nations Resident Coordinator is promoting the meaningful engagement of children and other community members to strengthen community resilience through disaster preparedness and response programming, and the development of climate risk policy and practice.

FIGURE 4: National child-sensitive climate change adaptation and mitigation plans developed through UNICEF support, number of countries, 2018–2021



Source: UNICEF SMQs (2018–2021).



© UNICEF/UN0469329/DeJongh

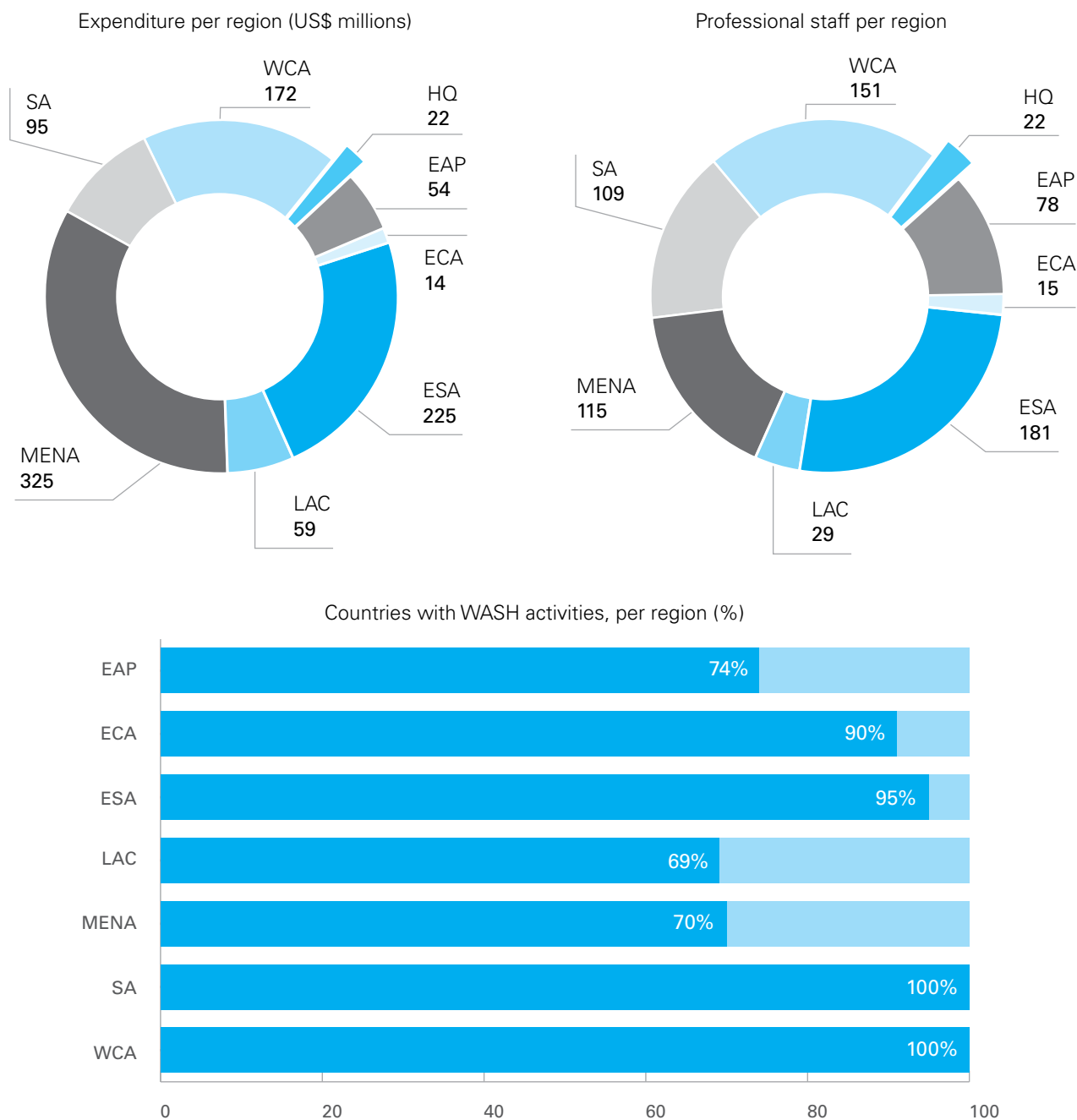
# Results: Water, sanitation and hygiene

A girl drinks water from a system provided by UNICEF in the Goré refugee site, in southern Chad, bordering the Central African Republic.

In 2021, UNICEF reached 128 countries with WASH interventions, more than ever before and more than any other agency. The scope of this support varies widely. In some countries, interventions are limited one-off emergency responses to sudden-onset emergencies. In other countries, UNICEF manages comprehensive long-term programmes encompassing both service delivery and support for systems-strengthening in all subsectoral

areas (see Box, below). Examples of similar programmes include Bangladesh, the Democratic Republic of the Congo, Ethiopia and Mozambique. The other largest programmes are in large-scale protracted crises such as in Afghanistan, Lebanon, the Bolivarian Republic of Venezuela and Yemen, where UNICEF responds directly on a large scale while also coordinating the overall humanitarian response as lead agency of the Global WASH Cluster.

FIGURE 5: UNICEF WASH programme expenditure, staffing and activities by region, 2021



**Source:** UNICEF SMOs and country office narrative reports (2021), UNICEF expenditure and staffing data. Note: EAP, East Asia and the Pacific; ECA, Europe and Central Asia; ESA, Eastern and Southern Africa; HQ, headquarters; LAC, Latin America and the Caribbean; MENA, Middle East and North Africa; SA, South Asia; WCA, West and Central Africa.

In each of these 128 countries, UNICEF provided support for government response programmes to COVID-19 either through emergency response or in support of strengthened WASH systems. This ranged from direct support for hand-washing facilities for school reopening campaigns and the construction of new water systems in communities, to technical support for national hand hygiene promotion programmes and strengthened hygiene-related policy instruments.

The UNICEF WASH programme is global, with expenditure, staffing and activities spread across all UNICEF regions (see Figure 5). The programme is highly decentralized, with just 2 per cent of expenditure and 3 per cent of its over 700 staff roster at the headquarters level, with the rest at country or regional level. The most resources are in sub-Saharan Africa countries, with 41 per cent of expenditure

and 47 per cent of professional staff. Very significant resources are also allocated to the Middle East and North Africa region, with its large humanitarian interventions, and to the South Asia region with its large systems-building support programmes.

The total WASH expenditure in 2021 was US\$967 million, slightly lower than in 2020 (US\$995 million). Just under half of this expenditure (49 per cent) was spent on emergency programming.

Its size, global reach and programmatic scope make the UNICEF WASH programme among the largest in the world. Nevertheless, even this large programme cannot meet the challenge of reaching SDG WASH targets on its own: significant increases in financing and accelerated efforts by an expanded group of stakeholders are the only way that targets will be achieved.

The UNICEF programme covers all WASH subsectoral areas. See the following sections for descriptions of results in 2021 and in the Strategic Plan, 2018–2021:

- [Climate-resilient WASH](#), [Water Security](#) and [Solar-powered water systems](#)
- [Sustainable water supplies](#)
- [Safely managed sanitation](#) and [Ending open defecation and increasing access to basic sanitation](#)
- [Hand hygiene](#) and [Menstrual health and hygiene](#)
- [WASH in schools](#) and [WASH in health-care facilities](#)
- [Emergency WASH](#)
- [Strengthening the WASH enabling environment](#)
- [Cross-cutting: WASH and gender](#)
- [Cross-cutting: WASH and disability](#).

## Climate-resilient WASH

### Climate resilience

The shift towards [climate-resilient WASH](#) continued in 2021 with the goal of fully integrating resilience in UNICEF WASH programming and highlighting the impact of climate change on WASH services and communities that depend on them. This goal is ambitious in an operation as large and varied as the UNICEF WASH programme but achieving it will allow UNICEF to lead by example at the country level and help government and other partners to move towards climate-resilient programming.

The shift towards climate resilience in its own programmes is also helping UNICEF to better support government partners to access the significant new climate-focused

funding streams, including the Green Climate Fund (GCF), the Global Environment Fund and the Adaptation Fund. This includes support for building the evidence base on the need to include WASH as priority area with the two key climate instruments that are used by climate funds to assess the extent and cross-sectoral mix of funds at the country level: the National Adaptation Plans (NAPs)<sup>22</sup> and the Nationally Determined Contributions (NDCs).<sup>23</sup> UNICEF is now providing this support in more than 20 countries over recent years.

In Nepal, UNICEF supported the Ministry of Water Supply in the drafting of seven short, medium and long-term climate-resilient WASH projects for the NAP of which three have been chosen as priority projects and will share

the estimated US\$1 billion funding pool. Involvement in this process was also an opportunity to highlight the role of WASH in the climate action agenda among national stakeholders including senior policymakers.

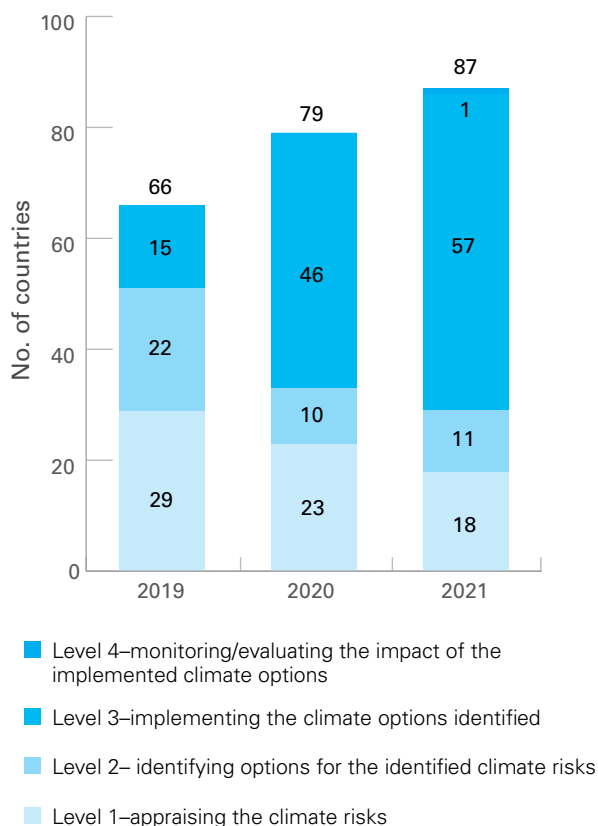
In Chad, UNICEF played a key role in the formulation and validation of the NAP and the NDC, which include WASH as one of the eight priority sectors for adaptation funding. UNICEF worked with United Nations Development Programme (UNDP), SWA, SIWI and other stakeholders on advocacy for the inclusion of WASH in the documents, supported technical working groups, formulated technical briefs on WASH and climate change, and convened a series of workshops that developed a WASH climate risk analysis.

The GCF has currently the largest pool of funds for adaptation and mitigation initiatives, and over the last two years UNICEF was confirmed as a delivery partner for GCF Readiness funds and has devoted considerable resources for training staff and partners on readiness proposal development, including a series of webinars and the formulation of guidelines.<sup>24</sup> In 2021, a readiness proposal developed jointly with the Ministry of the Environment in

Jordan was approved by the GCF with UNICEF nominated as the delivery partner. Under the proposal, work will focus on the establishment of early warning systems for WASH-related climate hazards, floods and droughts.

Work on advancing climate resilience in country programmes is guided by the [Strategic Framework for WASH Climate Resilience](#), a guidance package developed by UNICEF and the Global Water Partnership. Under the framework, climate resilience programmes advance through four levels of action, from assessing climate risks and identifying programming options to implementation and evaluation. The number of countries that have progressed through the assessment and design levels and are implementing climate options has more than tripled over the last three years, from 15 in 2019 to 57 in 2021 (see Figure 6). This does not meet the ambitious Strategic Plan target of 80 countries with climate-resilient WASH programmes under implementation, but there are now a total of 87 countries that are engaged in climate resilience programmes at some level with the support of UNICEF across all regions. Cambodia, for example, is undertaking a formative evaluation of the ongoing effort to mainstream climate resilience into WASH and other sectoral UNICEF programmes.

FIGURE 6: Implementation of the Strategic Framework for WASH Climate Resilience in countries, 2019–2021



Source: SMQs (2019–2021).

The assessment of existing national WASH policies and strategies through a climate resilience lens is an important prerequisite for moving ahead with efforts to strengthen national systems from the perspective of resilience. In 2021, UNICEF worked with SIWI to complete these assessments in the Central African Republic, Chad, Mauritania, the Sudan and Uganda, and work is under way in Malawi and Rwanda.

UNICEF and partners use the WASH BAT to analyse sector progress and constraints and develop plans to achieve national SDG targets. The tool is currently undergoing a major revision to incorporate climate risks in the sector bottleneck analyses with the adjustment of the tool through an extensive consultation process. The new climate module was piloted in Ecuador in 2021 in a process that also took into account the “Rights of Nature,” which is in the national constitution. The process brought together key WASH sector, climate, risk and resource management stakeholders who signed the “Puembo Declaration” that defined priorities for sustainable and resilient WASH services and developed a road map providing concrete steps for addressing bottlenecks (see the *Enabling environments for WASH* section for more on WASH BAT).

In 2021, an estimated 6.1 million people gained access to climate-resilient water services through UNICEF direct support and 2.8 million to climate-resilient sanitation services.<sup>25</sup> Climate-resilient WASH services often contribute both to mitigation efforts, especially the use of solar-power pumping systems (see the *Solar-powered water systems* section) and to improve the adaptability of systems to the effects of climate change. Protecting sanitation systems from flooding and rising water tables is a significant technological challenge, especially in resource-poor communities. In Bangladesh, through the

Accelerated Sanitation and Water for All programme funded by the Government of the United Kingdom of Great Britain and Northern Ireland, UNICEF and government partners are piloting a range of raised latrine designs in regions of the country where flooding is common. To date, over 2,000 latrines have been constructed under the initiative, and work is ongoing on assessing performance and user perceptions, and on developing new designs. In the arid Indian state of Rajasthan, UNICEF is promoting a new kind of composting dry household toilet that requires no water.

In the State of Palestine, UNICEF has built an innovative stormwater collection system in the Gaza Strip that addresses two problems that are becoming more acute with climate change: dropping groundwater levels due to increased aridity, and run-off from severe storm events overwhelming drainage and sewage systems. The system collects and redirects storm run-off in several locations, and uses it to recharge local aquifers.

## Water security

The ‘[Reimagining WASH: Water security for all](#)’ campaign is a call to action for decision makers to highlight the impact of water insecurity on children; it highlights the interlinkages between access to services, climate resilience, early action on water resources and peace/stability. The initiative also goes beyond this advocacy brief: it outlines a clear and practical response strategy and framework for action with a role for all stakeholders in the sector and other sectors.

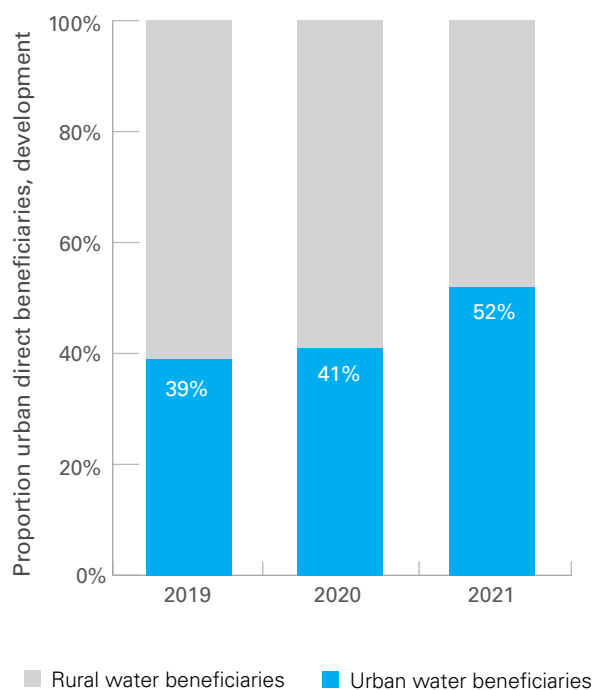
To help ensure that this framework is actionable, and that work can begin as quickly as possible in regions and countries, UNICEF has developed a companion set of new guidance materials for staff and partners:

- A [guidance note](#) for all WASH stakeholders on programmatic approaches to water scarcity that explores the drivers of water scarcity and outlines programming principles and actions to help ensure water security at global, regional, national and local levels.<sup>26</sup>
- A programmatic [guidance](#) on how to minimize the risks of water scarcity in urban contexts, which highlights the dynamic threat of urban water scarcity and the importance of assessing the resilience of urban WASH services by considering current and future water demand. It also explores the impact of water scarcity on the affordability, sustainability and quality of urban WASH services.<sup>27</sup>

Rapidly growing urban areas are especially threatened by water scarcity, and ‘day zero’ events – when water supplies run out – are increasingly likely in a growing number and size of cities around the world. In response to this, and to urbanization trends in programme countries, UNICEF has increasingly shifted its water support to urban areas. In 2021, for the first time ever, there were more water beneficiaries from UNICEF direct support through

development programming in urban areas than in rural areas (see [Figure 7](#)). In humanitarian response programme, beneficiaries were split evenly between urban and rural areas in 2021.

FIGURE 7: Urban water beneficiaries from UNICEF direct support through development programmes, proportion of all beneficiaries (from water services at the basic+2 standard or higher), 2019–2021



Source: UNICEF SMQs (2019–2021). Note: urban/rural disaggregation figures available only from 2019 onwards.

This growing experience in urban areas and expanding partnerships with urban water utilities and other urban WASH stakeholders, including through the new WASH Regulation (WASHReg) approach (see [the Enabling environments for WASH section](#)), means UNICEF is well-placed to support efforts to help ensure water security.

The Middle East and North Africa region has suffered from water scarcity for millennia. It has 11 of the 17 most water-stressed countries in the world, and 9 of 10 children in the region live in areas of high or extremely high water stress. The new UNICEF study ‘[Running Dry: The impact of water scarcity on children in the Middle East and North Africa](#)’ shows how water insecurity has now reached crisis proportions in the region and is having unprecedented impact on the health and welfare of children, their families and on societies as a whole.<sup>28</sup> To further examine the challenge of water scarcity in the



region and promote innovative multisectoral responses, the UNICEF Middle East and North Africa Regional Office and Food and Agriculture Organization of the United Nations co-sponsored a special high-level forum with the League of Arab States at the 13th session of the Arab Ministerial Water Council on 17 November 2021.

UNICEF has been working with partners in the region for years addressing water vulnerability. In Iraq, for example, a long-running programme of support, funded in part by the Government of the Netherlands, has improved the resilience and capacity of urban and rural water supply systems in the Basra region, including major distribution systems and treatment plants, the installation of smart meters and mobilization on water conservation through youth groups. UNICEF is also increasingly involved in building capacity and systems in the country, such as a 2021 initiative to train government technical staff on the assessment of water scarcity and other climate-change related risks.

In the Eastern and Southern Africa region, UNICEF has been piloting a successful new approach that uses satellite remote sensing technologies combined with geographic information systems, hydrogeological mapping and geophysical surveying to identify new sources of groundwater and improve drilling success rates. In the two pilot zones in northern Ethiopia and southern Madagascar, the drilling success rates increased from 50 to 92 per cent. The approach is now being scaled up in Ethiopia and replicated in arid regions of Angola, Kenya and Somalia.

## Solar-powered water systems

Solar-powered water systems are promoted and used by UNICEF as they not only reduce carbon dioxide (CO<sub>2</sub>) emissions (many existing water pumps are diesel-powered), but also have several other advantages:

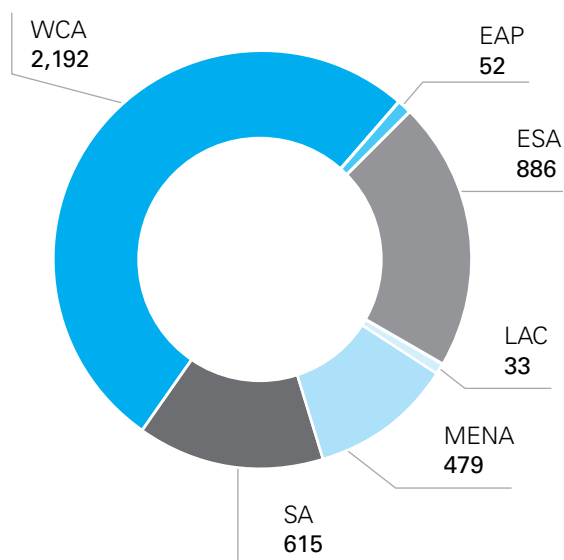
- They are more reliable than other pumping systems, including in emergency situations and fragile context where there are fuel limitations or unreliable grid electricity supplies.
- They can tap deeper groundwater aquifers than handpumps and are thus appropriate in areas where groundwater levels are dropping due to climate change.
- They are significantly less costly in the long term in most contexts, even though they have higher initial costs (although costs continue to fall).

Since UNICEF began to systematically track its adoption of solar pumping systems in its direct support programmes, the use of the technology has consistently increased. In 2019–2021, a total of 4,257 solar-powered water systems have been constructed (see *Figure 8*). Over half of the systems were installed in the West and Central Africa region, where UNICEF has very actively promoted and supported the solar pumping at the regional level (see *Case Study 1*). These systems vary in size, from small systems that serve a small rural community or a single school, to large multipurpose systems in urban or peri-urban areas that serve multiple communities and tens of thousands of people.



A new UNICEF-supported solar-powered water system for the Mchoka health centre in the Salima district, Malawi.

FIGURE 8: Solar-powered water systems installed through UNICEF direct support, number of systems by region, 2019–2021



**Source:** UNICEF SMQs (2019–2021). Note: EAP, East Asia and the Pacific; ESA, Eastern and Southern Africa; LAC, Latin America and the Caribbean; MENA, Middle East and North Africa; SA, South Asia; WCA, West and Central Africa.

## Case Study 1: West and Central Africa region: Scaling up solar-powered water services through the Solar Hub

The West and Central Africa region Solar Hub promotes the scaling up of solar-powered systems in countries across the region through technical support, capacity-building and the promotion of best practices. The hub is managed jointly by UNICEF, Water Mission and the Global Water Center with financial support from the German Federal Ministry of Economic Cooperation and Development (BMZ). Technical assistance and training are the focus areas of the hub and cover the entire project cycle, including assessment, planning, design, procurement, installation, operation, maintenance and evaluation.

Notable achievements in 2021 include:

- Responded to over 60 support requests;
- Continued development of the [Solar Hub website](#), which includes a help desk, training materials, a newsletter and a resource library in French and English;
- Four in-person workshops in Mali, Mauritania, the Niger and Sierra Leone for over 175 staff from UNICEF, governments and non-governmental organizations (NGOs);
- Four online training courses in French and English for over 250 participants from multiple countries;
- The development of a network involving hundreds of practitioners from over 90 organizations from the public and private sectors;
- The [Solar Powered Water System Design and Installation Guide](#) in English, French and Spanish.

These and other outcomes from the work of the solar hub has helped to create momentum for solar water systems in the region and has contributed to national systems-strengthening efforts and the institutionalisation of solar-powered water systems into national strategies.

UNICEF is using the successful experience with Solar Hub as a model for promoting similar approaches elsewhere and is currently looking for new funding sources to continue operations beyond 2022 for the existing hub in the West and Central Africa region and to expand into an additional five regions.

Most solar systems supported by UNICEF are multipurpose, serving both institutions and households. In 2021, 70 per cent of all solar systems built by UNICEF served schools or health-care facilities, either as stand-alone projects or through combined institutional/community water initiatives.

In many cases, especially in sub-Saharan African countries, solar systems are replacing defunct systems and are resulting in significant multidimensional upgrades for residents. In Ethiopia, for example, an existing multi-village water supply system serving 12,000 people that was upgraded to solar to improve resilience also significantly improved water availability (the old system could not be operated as frequently as necessary owing to fuel costs)

and lowered the tariff paid by residents by 75 per cent. In Myanmar, a new solar system in an isolated rural village incorporated an infiltration well design that substantially improved the quality of water from the existing river source.

Solar technologies are also used in other application in UNICEF WASH programmes. In Jordan, solar technologies are used to power a waste water treatment plant while, in Gaza, solar panels power a large-scale seawater desalination water treatment plant that serves 250,000 people. Solar power is also used in other sectors by UNICEF, as described in the section Results: Climate, energy and environment.

## Safe water supply

The scope and strategic direction of the UNICEF contribution to the SDG 2030 targets for drinking-water services and its overall effort to help fulfil the rights to water for children and their families are defined by the UNICEF [Water Game Plan](#), which was launched in 2020. The Water Game Plan focuses on equity, sustainability and climate resilience, and outlines programmatic pathways for UNICEF support based on country context both in development programming and humanitarian response.

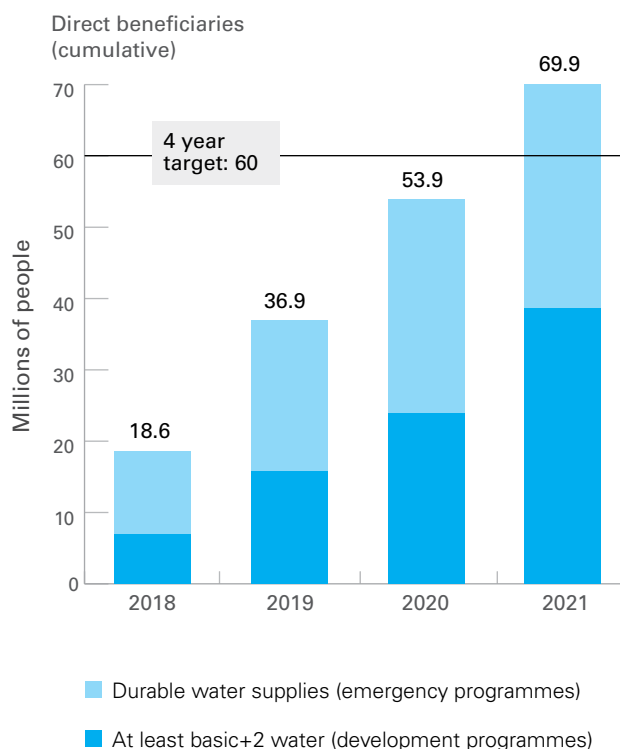
The Water Game Plan guides not only UNICEF direct programming efforts to increase the number of people with access to safe water services, but also the efforts to strengthen national sectoral systems and national water governance policies and practices.

The Water Game Plan additionally guides UNICEF's ongoing response to the COVID-19 pandemic and its efforts to ensure the continuity and affordability of water services, especially in areas hardest hit by the pandemic such as urban slums and other poor neighbourhoods, schools and health-care facilities (see the *Emergency WASH* section for details on the pandemic response).

### Sustainable water supplies

UNICEF exceeded its 2018–2021 Strategic Plan target of reaching 60 million people with safe water services by almost 10 million people, reaching a total of 69.9 million people through direct support, an exceptional result given the operational challenges posed by the COVID-19 pandemic (see *Figure 9*). Safe water services were provided in a total of 83 countries over the four-year period, in every UNICEF region.

FIGURE 9: Safe water beneficiaries through UNICEF direct support, basic+2 and durable water services, 2018–2021 (cumulative)



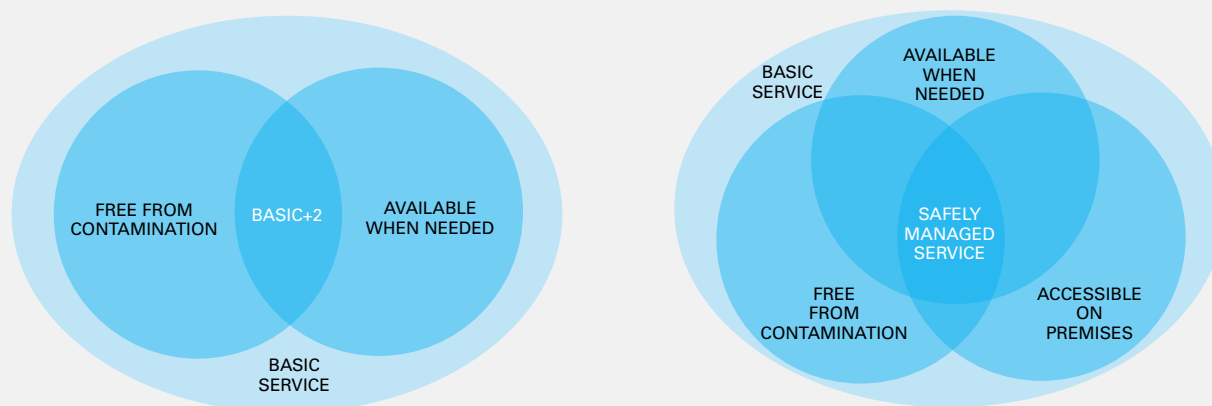
Source: UNICEF SMQs (2018–2021).

Just over 55 per cent of these beneficiaries (38.7 million people) were reached through development programming, with water services meeting the UNICEF 'basic+2' standard (see *Box*). The remainder were reached with durable water supplies in emergency contexts, which

are sources that provide long-term service for people in protracted crisis situations and are different from short-term services such as water trucking, which are not included here (see *the Emergency WASH section*).

## UNICEF and SDG service level standards for drinking-water services

The UNICEF [Water Game Plan](#) defines the basic+2 service standard as water services that meet the JMP 'basic' standard (drinking-water from an improved source and accessed in less than 30 minutes including waiting) and are also free from contamination (as verified by testing) and available when needed (sufficient water last week or available for 12 hours a day). By choosing this standard instead of the highest JMP 'safely managed' standard, which additionally requires water supplies to be on the premises in every household, UNICEF is able to concentrate its resources on the most marginalized communities and children who are left behind (the full set of drinking-water service standards is available on the [JMP website](#)).



While the UNICEF focus is on reaching people at the basic+2 standard in line with the imperative of fulfilling the rights of the most marginalized children, it is also helping households to move up the service ladder and reach the highest SDG standard of safely managed water services when appropriate in the country context. This type of support is steadily increasing and, in 2021, a total of 5 million people were reached with water services at this standard through direct support, by far the most ever (2.7 million were reached in 2020 and just 910,000 in 2019). Some of these beneficiaries are in middle-income countries transitioning from protracted crisis such as Iraq and the Syrian Arab Republic where UNICEF has supported the construction or rehabilitation of safely managed urban water systems, but it also includes beneficiaries in Angola, the Democratic Republic of the Congo and some other least developed countries where some UNICEF support is provided at this level.

For over a decade, UNICEF has been systematically encouraging greater accountability by governments and other duty-bearers as well as support agencies (including UNICEF) to not just build WASH systems, but also

ensure their long-term functionality. A major component of this effort has been the sustainability check tool, an independent survey of sustainability parameters previously applied at the project level. Since the tool was first launched, it has been used in more than 30 countries, and over 60 checks have been conducted during the four-year Strategic Plan period.

UNICEF has now launched the next version of the tool, which moves from project-based surveys to sector-wide sustainability monitoring. The new tool represents a key strategic shift towards the next generation of sustainability monitoring to help further increase accountability and long-term sustainability in the WASH sector. In 2021, the new Sector-Wide Sustainability Check tool was released, and there are plans to implement it in 11 countries during 2022.

As countries transition to sector-wide sustainability monitoring processes, project- and subsector-level sustainability checks continued to inform targeted course corrections in UNICEF-supported interventions and national programmes. In Ethiopia and Kenya, for example, sustainability check findings have led to enhanced measures for strengthening the climate resilience of water

systems in arid regions. In India, a UNICEF-supported sustainability check exercise that reviewed over 80 piped water systems in 20 states led to revisions in national guidelines and operational frameworks.

New digital tools, including community-informed real-time monitoring systems, are increasingly promoted and employed in UNICEF-supported programming to improve responsiveness to system breakdowns and increase accountability of service providers and governments. In Zimbabwe, for example, the Rural WASH Information Management System, which integrates real-time feedback from community monitors using an SMS system has improved service quality, notably in hard-to-reach rural communities.<sup>29</sup> Similar results have been seen in other countries, including Nigeria (see *Case Study 5*).

UNICEF continued to support government partners in the mapping, monitoring and regulation of groundwater resources, which are the main or only source of water in

many regions and are under increasing threat from climate change and over-pumping. In Lebanon and Malawi, UNICEF supported the revision of national groundwater maps in 2021 while, in Ethiopia, a UNICEF-supported initiative to use remote sensing technologies to increase the accuracy of groundwater maps is being taken to scale by the Ministry of Water, Irrigation and Energy. In Kenya, Fiji and in southern Madagascar, where the UNICEF-supported groundwater early warning system is now fully operational, mapping efforts focus on regions under threat from drought and other effects of climate change. In Somalia, Sri Lanka and the Sudan, UNICEF supports artificial aquifer recharge projects in arid regions to boost the capacity of wells.

In Zambia, long-term support by UNICEF, the Government of Germany, the Rural Water Supply Network and other partners to professionalize the drilling sector has led to the creation of a robust groundwater regulatory framework, including a national management authority, a bore-hole registry and a set of legal statutes that govern groundwater



© UNICEF/UN0293131/HoIt

School children wash their hands using a water system provided by UNICEF at Topa Primary School in Mendi, Southern Highlands Province, Papua New Guinea.

abstraction, water pricing, bore-hole standards and the certification of drillers. In 2021, UNICEF commissioned a study that assessed this multi-year initiative, which will be used as a resource for similar efforts in other countries.<sup>30</sup>

Building national capacity and strengthening sector systems are critical steps for ensuring that water systems remain sustainable over the long term. As detailed in other sections of this report, UNICEF is increasingly active in these areas, including in 2021:

- The global launch with partners of the WASHReg approach to strengthen the regulatory frameworks and application of the approach in Colombia's drinking-water and sanitation regulatory commission (CRA) (see the *Enabling environments for WASH section*);
- The 'Reimagining WASH: Water security for all' initiative which incorporates advocacy and programming tools to promote resilient water services and the promotion of water cooperation for peace and stability (see the *Systems-strengthening and Emergency WASH sections*);
- Developing tools to promote the right to affordable drinking-water (and sanitation), including the 'Guidance Note on Leaving No One Behind' and a new standardized methodology to monitor affordability (see the *Systems-strengthening section*);
- New guidance materials on addressing water scarcity, on the urban water crisis and avoiding 'day zero' events, and on programming to address water vulnerability (see the *Systems-strengthening and Climate-resilient WASH sections*);



A government water quality assurance team conducts tests at the Al Suwayda Camp, Marib governorate, Yemen, through a programme supported by UNICEF.

## Water safety

In the Strategic Plan, 2018–2021, UNICEF has prioritized water safety by introducing the basic+2 standard with the Water Game Plan – which means that water supplies must be free from faecal and priority chemical contamination<sup>31</sup> – and using it as the minimum standard to measure progress against targets, including the flagship Strategic Plan target of reaching 60 million people with safe water services. This is helping to shift the emphasis at country level. Over the four-year Strategic Plan period, UNICEF direct support has resulted in a much higher percentage of water sources that are free from contamination, rising from 66 per cent in 2018 to 90 per cent in 2021 (see Figure 10).

This has resulted in millions of safe water sources for consumers in programme countries and is influencing how government and other partners set priorities within their own programmes. This in turn is helping to kick-start progress towards adjusting national programmes to meet the SDG standard of safely managed water services.

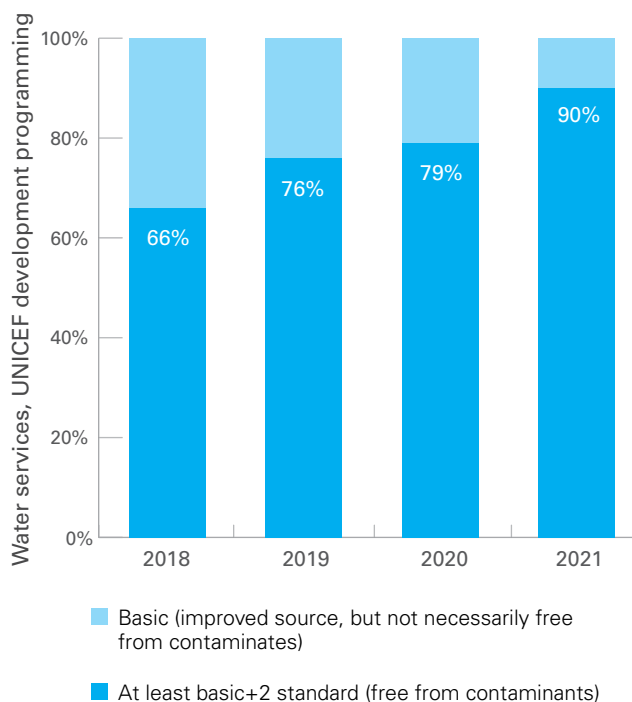
As water quality testing becomes more widespread and databases expand, the scope of this challenge is becoming clearer. A 2021 UNICEF–WHO analysis of the new data shows that contaminated drinking-water is widespread

in many countries, that contamination levels are much higher for poor households than richer households in almost all countries and that there are high levels of water recontamination between point of collection and point of use for households without water available on the premises.<sup>32</sup>

UNICEF missed its Strategic Plan target of 55 countries implementing water safety plans at the community level in 2021: over the four-year Strategic Plan, a total of 53 countries initiated community-based water safety planning initiatives but only 36 countries had active programmes by the end of 2021. There were various reasons for this backsliding, including changing government priorities, funding shortfalls and COVID-19 related programming challenges. UNICEF responded by shifting its focus to advocacy and support for the institutionalisation of water safety at the systems and regulatory levels, which will ultimately help a greater number of households to move up the water service ladder (from basic, to basic+2, to safely managed).

Many countries do not have adequate capacity to meet the water quality testing requirements for a move towards the SDG safely managed water standards, and UNICEF is helping to address this on two fronts. With the JMP,

FIGURE 10: Proportion of all beneficiaries from UNICEF development programming accessing drinking-water from sources that meet at least the basic+2 standard, 2018–2021



Source: UNICEF SMQs (2018–2021).

it is providing technical and material support to ensure that national statistics bureau have the testing capacity for the water quality testing modules of the Multiple Indicator Cluster Survey, the Demographic Health Survey and national surveys, including in Côte d'Ivoire, the United Republic of Tanzania and Viet Nam and seven other countries in 2021. In Indonesia, a key lesson from the first-ever national water quality survey in 2020 was that existing

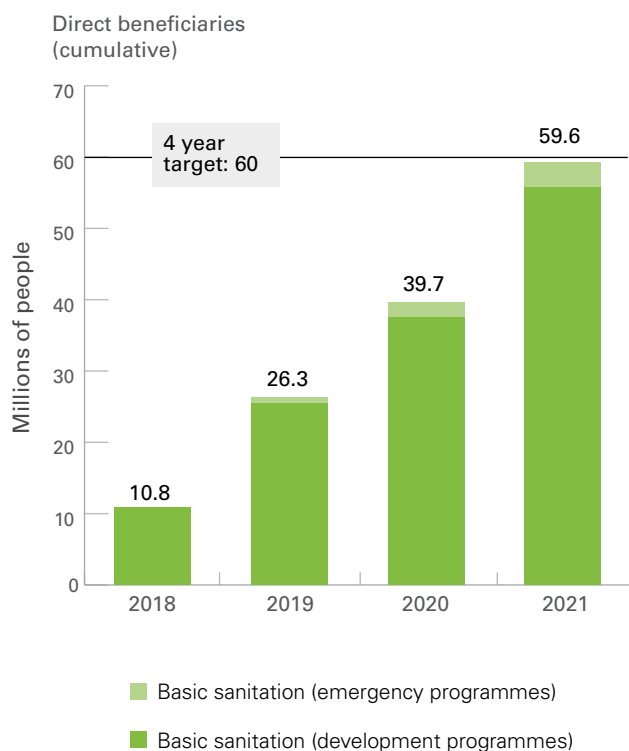
testing capacity is not sufficient to cover the entire country and, in response, UNICEF initiated a pilot programme in 2021 to assess new rapid testing technologies and techniques under local conditions. In other countries, UNICEF is helping to build laboratory capacity for routine water quality testing. In India, a long-running capacity-building programme has resulted in the accreditation of 52 district-level water quality monitoring laboratories.

## Sanitation

### Ending open defecation and increasing access to basic sanitation

With just under 20 million people gaining access to basic sanitation through UNICEF direct support in 2021, UNICEF has reached a total of 59.6 million people in 2018–2021, just missing the outcome goal of 60 million people over

FIGURE 11: Basic sanitation beneficiaries through UNICEF direct support, 2018–2021 (cumulative)



Source: UNICEF SMQs (2018–2021).

the Strategic Plan period (see Figure 11). This includes people reached through development programming (94 per cent of total beneficiaries over the four-year period) and people reached through humanitarian action with sanitation services that meet the JMP standard of basic sanitation of an improved facility not shared with other households.

The result in 2021 represents a significant rebound from 2020 when COVID-19 restrictions slowed field activities and when the focus of sector efforts was more on water supply and hand washing than on sanitation.<sup>33</sup> Nevertheless, despite the challenges of the pandemic, UNICEF sanitation programming has reached more people than ever before.

UNICEF and partners adjusted programming operating modalities in 2020 and 2021, both to better leverage sanitation programmes to support national hand-hygiene promotion campaigns and to modify operating procedures under pandemic-related movement and related restrictions. In India, UNICEF supported adjustments to the national sanitation campaign, including the provision of funds for infection prevention and control (IPC) equipment for sanitation workers, and a strengthening of the hand hygiene messaging component of the communication package. In Mozambique, the UNICEF-supported national community-led total sanitation package was modified to reduce the size and duration of community meetings during community triggering sessions and to emphasize hand hygiene along with open defecation reduction messages. UNICEF, the Swedish Agency for International Development Cooperation (Sida) and the Institute for Development Studies (IDS) also sponsored a webinar series through the Sanitation Learning Hub, sharing these and other COVID-19 programming experiences with over 150 participants across multiple countries and organizations.<sup>34</sup>

UNICEF has improved the efficiency of community-based open defecation programming over the Strategic Plan period as strategies improve and practitioners become more experienced. One metric for this is the proportion of communities that achieve certified open defecation free (ODF) status of the total number that are 'triggered' (programmatically engaged) through UNICEF-supported programmes. This 'conversion rate' has risen from a



baseline of 60 per cent at the start of the Strategic Plan period to 81 per cent in 2021. This misses the Strategic Plan target of 85 per cent, which is due mainly to an underestimation of the complexity in community-wide behaviour change processes when the target was set.

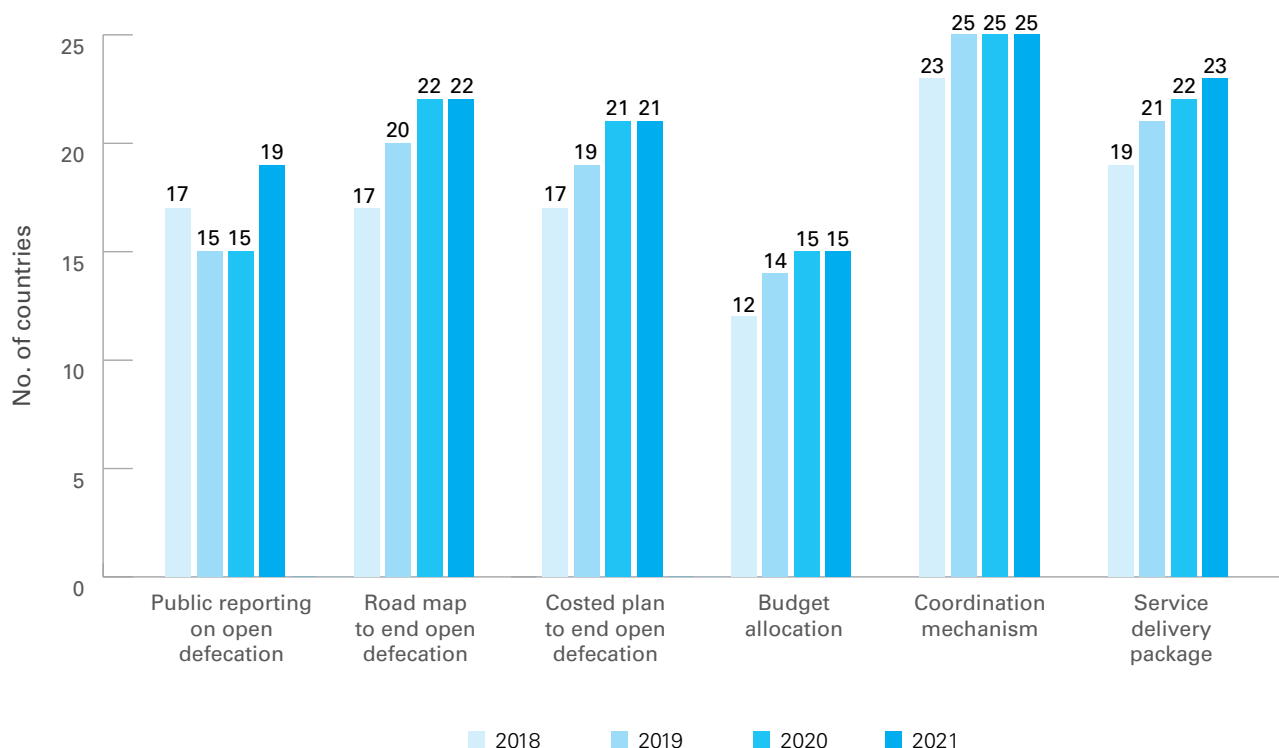
Even though the world is not on track to meet the overall SDG 6 goal of ensuring water and sanitation for all, it is on track to achieve the target of eliminating open defecation by 2030 (see the *Strategic context section*). Although the target has not been achieved yet – progress could slow – it is a success, and UNICEF support has been an important contributing factor. Through direct support alone, UNICEF has helped over 110,000 communities to achieve certified ODF status over the four-year Strategic Plan period.

Far more people are reached indirectly through UNICEF systems-strengthening support for national sanitation programmes. A case in point is India where UNICEF upstream support led to an estimated 72,504 communities attaining certified ODF status in 2021 alone. This support is concentrated in UNICEF focal states and districts and includes technical assistance for government counterparts

and civil society partners, support for planning, monitoring and field research, and extensive support for training and capacity-building initiatives. UNICEF also works closely with governments at the national level, including content development and roll-out support for a new set of ODF programming manuals and guidelines in 2021.

Over the Strategic Plan period, UNICEF’s programming was guided by the [Game Plan to End Open Defecation](#). It focused on 26 high-burden countries with the largest numbers and proportions of people practising open defecation and included direct support for service delivery in addition to support for systems-strengthening including in the areas of planning, monitoring, coordination and budgets. Progress was made across all these areas (see *Figure 12*) and the Game Plan goal of 30 million additional people living in ODF communities was exceeded. The broader goal of ensuring that every country in which the Game Plan to End Open Defecation is implemented is fully on track to eliminate open defecation has, however, not yet been achieved. UNICEF is in the process of formulating Game Plan 2.0, which will guide UNICEF’s work until 2030.

FIGURE 12: UNICEF Game Plan to End Open Defecation: progress across selected indicators, number of high-burden countries, 2018–2021



Source: UNICEF SMQs (2021).



© UNICEF/UN0267929/Latif

Community labourers help to construct a new double pit toilet in Nuagam village, Rayagada district, Odisha state in India.

UNICEF and partners – including the United States Agency for International Development, IDS Sanitation Learning Hub, the International Water and Sanitation Centre (IRC), Save the Children, the SNV Netherlands Development Organization, WaterAid and the World Bank – continued to collaborate on the 2019 [Call to Action](#)<sup>35</sup> on the need to rapidly accelerate progress in rural areas to meet the SDG sanitation target with the convening of a study group that identified a new set of research findings and best practices with the potential of catalysing innovation and upscaling national programmes. The findings were discussed with a broader group of practitioners at a learning event at AfricaSan in November 2021 and Asian stakeholders in early 2022.

UNICEF and Sida commissioned the publication of a new set of guidelines on monitoring rural sanitation progress by the IDS Sanitation Learning Hub.<sup>36</sup> The guidelines present a comprehensive methodology and set of tools to help assess sanitation gains through a variety of different interventions (including both community-led total sanitation and market-based approaches) and across entire areas (not just target communities) and to gauge who within communities have been affected.

UNICEF continues to work with WaterAid and Plan International on the 'Rethinking Rural Sanitation' partnership that focuses on the joint development of

programming resources for field practitioners. In 2021, the [online course](#), originally developed in 2019, was incorporated into the training platforms of all three organizations, and blended context-specific courses were developed in Cambodia, Ghana and Nigeria.

UNICEF is also working with partners to document and disseminate successful programme approaches to further strengthen sector capacity in the area of rural sanitation. One such initiative – with WaterAid, IDS and the Sanitation and Hygiene Fund – highlights the importance of local government leaders for the promotion of rural sanitation through three case studies, including of a UNICEF-supported programme in Siaya County, Kenya.<sup>37</sup>

The results of sustainability check exercises sponsored by UNICEF have been used to adjust operational strategies on open defecation elimination in several countries. In Liberia, for example, findings from a sustainability check led to the national programme focusing efforts in a district until district-wide ODF is achieved as well as a greater emphasis on post-ODF monitoring systems. In Eritrea, a check revealed different patterns of ODF uptake and recidivism in different regions of the country, which in turn led to changes in action plans (*see the Safe water supply section for more information on sector sustainability monitoring efforts*).

## Safely managed sanitation

Safely managed sanitation services, the highest service level of the SDG definition of sanitation, are improved facilities such as pour-flush toilets and septic systems that are not shared with other households and where excreta are safely disposed in situ or transported and treated off-site.<sup>38</sup> Safely managed sanitation systems provide the highest level of protection from diarrhoeal disease while protecting the environment from faecal contamination, from collection and containment through to treatment and disposal. Starting in the Strategic Plan, 2022–2025, UNICEF will sharpen its focus on safely managed sanitation, a shift in programmatic emphasis that will be guided by the new Game Plan to Reach Safely Managed Sanitation.

The new Game Plan, to be launched in 2022, will set out the UNICEF approach for contributing to global efforts to meet the SDG target of universal access to safely managed sanitation by 2030. It represents the UNICEF response to the need to rapidly accelerate the pace of progress to meet the SDG target and the need to address the substantial inequalities in access between and within countries to ensure that all children's rights to sanitation are fulfilled, including the most vulnerable children. Under the Game Plan, UNICEF will work with partners to help 1 billion people gain access to safely managed sanitation services in countries around the world, through direct and indirect support. This is an ambitious goal for UNICEF, and a signal to all stakeholders that business as usual will not lead to sanitation for all.

UNICEF launched a major new training initiative for staff in support of the organizational shift to safely managed sanitation in 2021. A new online course was developed jointly with WHO that, over three 2-hour sessions, defines the concept of safely managed sanitation; identifies how safely managed sanitation can be embedded into national programmes, policies and plans; and presents the tools available for strengthening monitoring systems. Over 260 UNICEF staff in 71 countries participated in the training exercise. During the Strategic Plan, 2022–2025, UNICEF will develop additional training materials with a focus on national systems-building with government partners.

The UNICEF [guide to market-based sanitation programming](#), a cross-divisional collaboration between the WASH Team and the Supply Division, provides practitioners with practical, evidence-based resources for designing, implementing and evaluating programmes that encourage sustainable markets for affordable sanitation goods and services.<sup>39</sup> In 2021, the guidance package was expanded to include new chapters on optimizing market interactions, expanding access to business finance and market enablers. Some countries, including Ghana in 2021, adapt the training package for the local context.

UNICEF and the LIXIL Corporation are expanding their ongoing partnership on market-based solutions to accelerate access to safely managed sanitation. Phase II of the [Make a Splash!](#) initiative builds on successful, three-

year collaboration that reached over 2.9 million people in East Africa. Phase I of the initiative focused on reaching 'last-mile' households in marginalized communities through activities centered on the low-cost LIXIL SATO pan for latrines, including demand creation, the development of partnerships with local industries and distributors, and artisan training programmes. Phase II, launching in 2022, will reinforce progress made in Phase I and expand the reach to three large-population countries: India, Indonesia and Nigeria. Phase II focuses on strengthening market systems for a resilient supply of sanitation and hygiene products and improving consumer practices of sanitation and hygiene behaviours (see the *Hygiene* section).

UNICEF promotes innovation in the area of safely managed sanitation, including through south–south learning exchanges. In the East Asia and the Pacific region, UNICEF sponsored a virtual regional sanitation expo in 2021 in collaboration with the Asian Institute of Technology and other partners. The event brought together 200 sanitation practitioners from 80 organizations in 29 countries – including businesses, governments, NGOs and academia – with a focus on innovative solutions for poor communities.

The Duke University–UNICEF [Innovation Accelerator](#), which help social entrepreneurs to acquire the knowledge, tools and networks necessary to improve the lives of children, added a second cohort of organizations in 2021 and expanded into new areas of WASH, including sanitation. Examples of organizations supported through the initiative in the area of sanitation include a company in Kenya that promotes non-sewered sanitation systems and the production of environmentally friendly fuel products, and a company in Nigeria that trains ultra-local entrepreneurs in the construction and installation of locally produced low-cost toilets.

In an increasing number of countries, UNICEF no longer supports basic sanitation at all, focusing exclusively on safely managed services. This is a major challenge in the context of community-led approaches where households construct their own facilities, especially in resource-poor communities such as in Sierra Leone, where fewer safely managed facilities were constructed in 2021 than in 2020 due to rising poverty rates in focus districts. Nevertheless, in several countries – including Mozambique, Papua New Guinea, Togo and Zimbabwe in 2021 – all sanitation facilities directly supported by UNICEF through community-wide approaches meet the safely managed criteria.

With support from UNICEF and other stakeholders, AMCOW launched the African Sanitation Policy Guidelines in 2021.<sup>40</sup> The guidelines will guide African countries to improve or develop policies and implementation strategies to strengthen national systems and sector governance to accelerate access to safely managed sanitation and hygiene services. UNICEF is also providing extensive support for the operationalization of the guidelines in four countries: Cameroon, Ethiopia, Sierra Leone and Zimbabwe.

## Partnerships for sanitation

UNICEF is expanding and broadening its work with partners to achieve the acceleration needed to meet SDG safely managed sanitation targets. Examples of partnerships, with primary areas of cooperation, include:

- AMCOW: safely managed sanitation
- Bill & Melinda Gates Foundation: urban sanitation, safely managed sanitation, climate-resilient sanitation
- The Swiss Federal Institute of Aquatic Science and Technology (Eawag): safely managed sanitation
- IDS Sanitation Learning Hub: rural sanitation, safely managed sanitation
- LIXIL: rural sanitation, eliminating open defecation, safely managed sanitation
- Sida: rural sanitation, monitoring
- UN-Habitat: urban sanitation, climate-resilient sanitation
- WaterAid: rural sanitation, eliminating open defecation, safely managed sanitation
- WHO: safely managed sanitation
- World Bank: rural sanitation, urban sanitation, safely managed sanitation, climate-resilient sanitation
- University of Technology Sydney: climate-resilient sanitation
- Global Green Growth Institute: climate-resilient sanitation

See the [Systems-strengthening](#) and [Enabling environments for WASH](#) sections for more information and [Annex 2](#) for a complete list of UNICEF partners.

## Urban sanitation

To help ensure that the rights of all children are fulfilled wherever they are, UNICEF is increasingly active in urban sanitation programming. Efforts focus on advocacy for the greater prioritization of urban sanitation with policymakers, collaborative partnerships to leverage results and expertise and a range of capacity-building exercises.

Work continued with partners on promoting and supporting the Citywide Inclusive Sanitation (CWIS) programming approach, which stresses increasing access to equitable and sustainable safely managed sanitation that are tailored to the realities of the world's growing cities. UNICEF continued to work closely with the World Bank and other partners on developing and aligning work on the CWIS approach, including through the launch of an annual World Bank–UNICEF joint meeting on experience sharing and the identification of joint programming opportunities. With funding from Bill & Melinda Gates Foundation, UNICEF is supporting the implementation of CWIS approach in Bangladesh and Ethiopia with a focus on strengthening systems and capacity for mainstreaming the approach in national policies, strategies and plans. UNICEF also

promoted CWIS with partners at sector events including at two dedicated sessions at Stockholm WWW, a session at the 4th Global Water Operators Partnerships Congress and at the annual Asian Development Bank Sanitation Dialogue meeting.

UNICEF and UN-Habitat jointly launched a new course on CWIS in 2021, which reached over 100 staff from 39 countries over a two-day session. Drawing on experience implementing CWIS approaches in several countries, the course focuses on enhancing capacity for implementing CWIS at scale. UNICEF also supports capacity and systems-strengthening activities at the country level such as in Indonesia, with research on climate-resilient urban sanitation and support for inter-city learning partnerships.

UNICEF also provides direct support for sanitation services in urban areas, notably in humanitarian contexts where UNICEF now reaches more people in urban areas than rural areas, driven by large-scale relief efforts in situations of protracted crisis: in 2021, 68 per cent of UNICEF emergency sanitation beneficiaries were in urban areas (compared to 49 per cent in 2020).

# Hygiene

## Hand hygiene

The COVID-19 pandemic has highlighted the importance of hand hygiene among policymakers and the general public to levels never seen before. UNICEF and its partners are using this momentum to build new partnerships, attract new funding sources and finance streams, and strengthen the national enabling environment for the promotion and support of hand washing in countries around the world.

The [Hand Hygiene for All](#) initiative, launched by UNICEF and WHO in 2020, continued to be the fulcrum point for action on hand-washing promotion for COVID-19 response and beyond. The initiative involves a wide range of partners including the International Committee of the Red Cross, the International Labour Organization, UNHCR, WaterAid, the World Bank, the Global Handwashing Partnership and the World Economic Forum and others at the regional and national levels. Hand Hygiene for All is one of three pillars of UNICEF's 'Reimagining WASH: Water security for all' initiative and focuses on mobilizing business, innovation and financing for action on hygiene.

A core component of the initiative is support for the development of national costed road maps for universal hygiene coverage. Road maps are used to identify gaps in financing and the national enabling environment, define strategic goals and help to identify opportunities for investment, including from the private sector. By the end of 2021, over 60 road maps have been completed, many with the support of UNICEF. Road maps vary by country in approach and emphasis. In India, the road map focuses on creating a shared understanding of the public health importance of hand hygiene and the integration of hand hygiene into cross-sectoral development programmes. In Bangladesh, the road map fits within the national three-phase COVID-19 strategy that progresses from immediate response, to system-strengthening, to establishing a long-term system expansion phase. In Indonesia, the road map has contributed to ongoing efforts to further broaden the national public-private partnership for hand hygiene that now includes 13 government ministries, soap manufacturers and other companies, and a coalition of 18 universities that guide the national behaviour change monitoring programme.

In several countries – including Eswatini, Ghana, Nigeria and the Philippines – UNICEF also provided support for assessments of national hand hygiene markets that provide valuable information on gaps and point to strategic opportunities. UNICEF's Supply Division finalized a guidance note for country offices on engaging with hand hygiene markets.

At the global level, a key UNICEF–WHO milestone in the area of hygiene was the launch of the '[State of the World's Hand Hygiene: A global call to action to make hand hygiene](#)

[a priority in policy and practice](#)'.<sup>41</sup> This is the first-ever comprehensive snapshot of the global hygiene situation, and a key policy recommendations aligned with the [UN-Water SDG 6 Global Accelerators](#). It was made possible by JMP's growing database on hand hygiene household survey data that has been developed over the last five years, prompted by the need for improved monitoring of the hygiene component of SDG 6.

In 2021, UNICEF entered into a new partnership with the World Economic Forum and launched the Hand Hygiene Market Accelerator, with the goal of shaping local markets to trigger supply and demand for affordable, accessible and desirable hand hygiene goods and services.<sup>42</sup> In a related initiative, the UNICEF East Asia and the Pacific Regional Office co-convened a conference to engage regional business communities in hand hygiene with the World Business Council for Sustainable Development and several sectoral partners. Participants made over 60 commitments in support of the Hand Hygiene for All agenda, and UNICEF developed a [resource guide](#) for business to maintain momentum and guide further actions.<sup>43</sup>

Through its advocacy work and engagement with sector and donor partners, UNICEF stresses that improved hand hygiene systems, infrastructure and social and behaviour change approaches are urgently required not just during the current pandemic but also for future public health emergencies and to fulfil the rights of children. For example, UNICEF convened a session at the Stockholm WWW in August 2021, outlining lessons from the current response and how they can be used for building systemic resilience to future outbreaks.

The LIXIL–UNICEF [Make a Splash!](#) partnership, originally centred around sanitation technology, added the SATO Tap portable hand-washing station in 2020 in response to the COVID-19 pandemic. The low-cost technology makes use of widely available plastic bottle empties as a water reservoir for use where there is no running water. A field trial and user perception survey of the technology in five countries – Bangladesh, Ethiopia, India, Kenya and the United Republic of Tanzania – found the SATO Tap appealing to users, easy to use for all family members and a clear improvement over alternatives. The technology is now being marketed more widely. In India, an in-kind donation of SATO Taps by LIXIL helped UNICEF and government partners to deliver units and other support to 72,000 households as part of COVID-19 relief efforts (see the *Sanitation section for information on the SATO pan for latrines*).

UNICEF provides hand-washing facilities, soap and other hygiene items on a large scale in emergencies in many other countries (see the *section Emergency WASH*) and supports a wide range of initiatives to increase access to hand hygiene in schools and health-care facilities (see the *WASH in institutions section*).

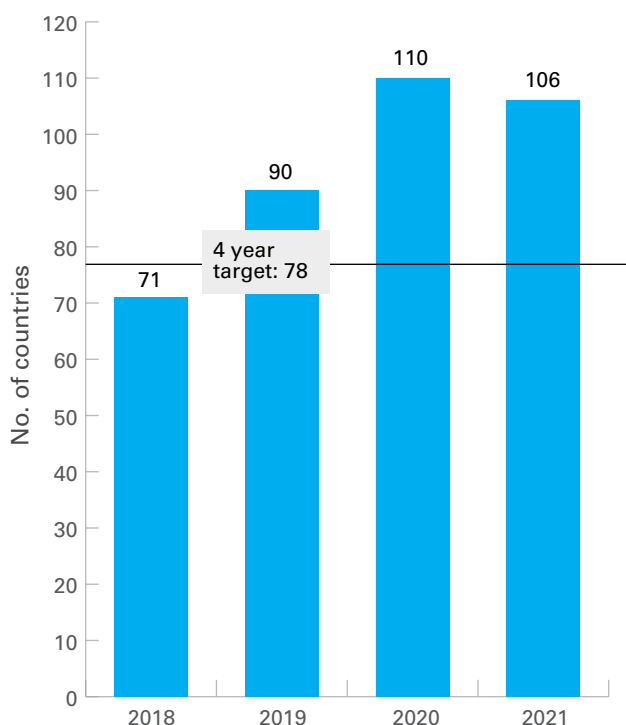
In several countries, UNICEF has successfully advocated subsidies and related measures to reduce the cost of soap in vulnerable communities. In Madagascar, UNICEF is using a cost-benefit analysis of value-added tax exemption for soap to advocate a nationwide cost reduction. Eco-Soap Bank, a Duke University–UNICEF Innovation Accelerator organization that recycles and repurposes soap waste thrown away by factories has now provided over 26 million bars of soap to vulnerable communities in 15 countries.

Global Handwashing Day, celebrated annually on 15 October, is a key opportunity both for advocacy with decision makers and for raising public awareness on the importance of hand washing with soap. In 2021, the event was celebrated in over 145 countries, reaching over 2 billion people through mass media campaigns and 250 million people through social media.<sup>44</sup> UNICEF provides support for events and campaigns in many countries and is a steering committee member on the Global Handwashing Partnership, which coordinates the 15 October activities and additionally hosts a Hand-washing Innovations Think Tank, manages a knowledge management hub and sponsors an annual set of research projects.



Outside her new toilet built at her home in the Gicumbi district, Rwanda, Didasiyana Dusingwire washes her hands with soap at a homemade hand-washing facility.

FIGURE 13: Community-based hand-washing promotion programmes, number of countries, 2018–2021



Source: UNICEF SMOs (2018–2021).

Hand hygiene media campaigns are not just held on 15 October. An increasing number of countries conduct media campaigns throughout the year, often with the backing of UNICEF. In 2021, a total of 93 programme countries conducted media campaigns and, in more than half (57 countries), they were conducted twice a year or more often.<sup>45</sup>

Community-based hand hygiene promotion programmes go beyond media campaigns, engaging directly with people in their communities, schools, health centres and homes. Messages are transmitted by community leaders, peer groups and other trusted actors including teachers, health and nutrition extension workers. In 2021, a total of 106 countries were implementing national community-based programmes with UNICEF support, exceeding the Strategic Plan target of 78 countries (see Figure 13). There are various reasons the target was surpassed, including the expansion of community-led sanitation programmes (that also promote hand hygiene) in many countries and an increasing understanding of the importance of hand hygiene which, starting in 2020, accelerated with the COVID-19 pandemic.

Nevertheless, the total is down slightly from 2020, and UNICEF country offices cite various reasons for this, such as inconsistent funding streams within both UNICEF and government budgets. This points to the need for continuing advocacy for dependable and adequate funding for systemic hand hygiene promotion.

## Case Study 2: Indonesia: A comprehensive approach to hygiene behaviour change for COVID-19 prevention and beyond

In Indonesia, UNICEF is working with government and other partners on large-scale, multifaceted COVID-19 and hand hygiene promotion programme with a focus on systems-strengthening and partnership-building. Activities carried out to date include:

- Support for the development and roll-out of a real-time SMS-based monitoring system of three key behaviours – hand washing with soap, mask wearing and safe distancing – in schools, health centres, households and public places in six provinces conducted by volunteers. Data from the system are driving evidence-based advocacy for increased investment in hand hygiene, such as the December 2021 finding that just 30 per cent of people in the survey areas wash their hands with soap owing mainly to a lack of functional facilities and supplies.
- The facilitation of a public–private partnership school-reopening initiative with national and provincial governments, Unilever and Wings Group Indonesia, under which 1 million children in 15,000 schools across the country received hygiene and IPC supplies, including soap, hand sanitizer and disinfectant solution.
- A cost analysis study on WASH in health-care facilities in collaboration with the Ministry of Health and the SNV the Netherlands Development Organization that provided the first estimate of the investment cost for ensuring a basic level of WASH facilities and services in primary health-care facilities across the country.
- The sponsorship of a hand hygiene market assessment on value chains, market trends and customer preferences for soap and other products. Preliminary results show a concentration of supplies among a small number of national companies and severe bottlenecks for reaching the poorest households.
- Support for government partners in the development of the intersectoral National Costed Road map for Hand Hygiene for All. This included a high-level kick-off meeting with relevant ministries and a wide range of WASH stakeholders to underline the importance of hand hygiene for achieving the national WASH and SDG 6 targets, and the launch of National Task Force including the Ministry of Health and 13 ministries and partners.



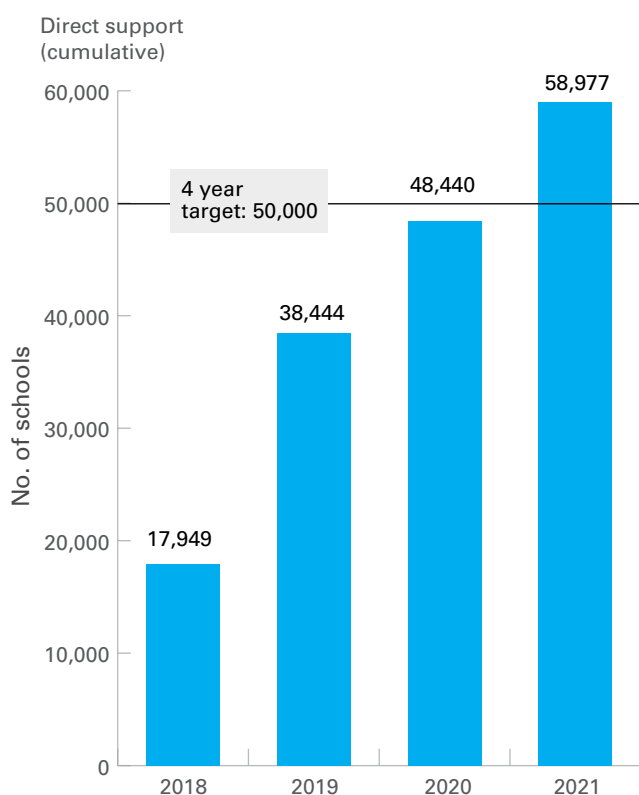
A child washes her hands before entering class at Angkasa 1 Kindergarten in East Jakarta, Indonesia, on 15 September 2021. This was Vero's first month back at school after almost a year and a half of learning from home.

## Menstrual health and hygiene

The continuing closure of many schools into 2021 and other pandemic-related challenges hampered UNICEF programming to improve MHH for girls and women.<sup>46</sup> Nevertheless, by mid-year, work resumed at pace, programmes rebounded, and UNICEF ultimately exceeded the four-year target for improvements in MHH services in schools (see Figure 14). This rebound is a testament to the perceived importance of MHH services in schools, both within UNICEF programmes and among partners in programme countries.

UNICEF MHH programming is a priority area under the UNICEF Gender Action Plan (both the 2018–2021 and the 2022–2025 plans).<sup>47</sup> Work in schools on MHH encompasses a wide range of activities and, in many countries, UNICEF has supported comprehensive packages of support over many years. In Eritrea, 400 school directors and school health focal persons were trained on MHH, schools appointed MHH focal persons, and a menstrual hygiene booklet for girls was distributed to 500 schools. In Kenya, UNICEF equipped 110 schools with water supplies, sex-separated sanitation facilities and additional MHH facilities, including shower blocks for girls, provided MHH kits for

FIGURE 14: Schools reached with menstrual hygiene and health services through UNICEF direct support, 2018–2021



Source: SMQs (2018–2021).

girls and built the capacity of school board members, teachers and school health clubs. In Liberia, UNICEF has encouraged peer-to-peer education and support on MHH through school health clubs and through community-based groups.

Even more girls and women were reached through humanitarian relief efforts: almost 5 million over the four-year Strategic Plan period and 1.3 million in 2021 alone, more than ever before (see the *Emergency WASH* section). In most cases, girls and women are provided with MHH supplies through hygiene kits or separately in a range of emergencies and settings, including during rapid-onset emergencies and in camps such as in the Central African Republic where over 25,000 girls and women in camps for internally displaced persons received kits in 2021 and in Jordan where all women and older girls in the Azraq refugee camp received supplies. In many cases, UNICEF additionally supports information sessions on MHH such as in the conflict-affected areas of Ukraine where sessions reached over 10,000 women and girls and additional sessions were held for adolescent boys.

In the Latin America and the Caribbean region, UNICEF helped countries to strengthen the national legislative framework on MHH including draft comprehensive legislation in Brazil and Ecuador, and a new law in Peru removing tax on essential menstrual hygiene supplies. In Brazil, this was the culmination of a multi-year public advocacy campaign on menstrual poverty that reached an estimated 96 million people through online and print media. In 2021, UNICEF supported the development and launch of new national MHH strategies in Afghanistan, Bangladesh, Ghana and the United Republic of Tanzania.

Afghanistan also launched its first-ever set of guidelines on MHH promotion for community health workers, which was developed through a consultative process including a UNICEF U-Report poll of 3,000 girls on their experiences of menstruation. The guidelines focus on information sharing, awareness-raising and breaking taboos, and includes modules focusing on out-of-school girls.

Menstrual Health Day, on 28 May, has grown to become a key tool for highlighting issues, actions and challenges around the world. In 2014, UNICEF was 1 of just 155 participant organizations in the event and, in 2021, over 800 organizations participated, reaching an estimated 566 million people with messages.<sup>48</sup> UNICEF sponsors a wide range of events in many of its programme countries on Menstrual Health Day, including media events, U-Report drives and the launch of new programmes, such as in Bhutan where the 'Red Dot' de-stigmatization campaign – modelled on a similar initiative in India – was launched by Her Royal Highness Euphelma Choden Wangchuck. In addition to continuing support for the India Red Dot campaign, UNICEF supported a wide range of other events in the country, ranging from a joint webinar with the Bureau of India Standards on ensuring the availability of high quality MHH products, a presentation on the introduction of menstrual cups in rural areas and phone-in information and support sessions hosted by celebrity influencers.



Events are also conducted by regional offices, including a three-day MHH symposium hosted with UNFPA in the West and Central Africa region, a new webinar series in the East Asia and the Pacific region in collaboration with WaterAid and the release of a complete set of country snapshots on MHH status in the South Asia region.

The Duke University–UNICEF [Innovation Accelerator](#) has been supporting MHH innovation since its launch in 2019. Currently, six social entrepreneur organizations are supported in Burundi, Kenya and the United Republic of Tanzania, including a youth-led group that uses storytelling to change prevailing attitudes and behaviours around



© UNICEF/UN0616890/Mugisha

Pupils make reusable sanitary pads at Amelo Primary School, one of the schools supported through a UNICEF WASH in schools programming in Adjumani district, Uganda.

menstruation through 3D-animated videos depicting real-life community experiences, a company that makes low-cost disposable pads and trains ambassadors to engage girls and women in communities, and an organization that makes and distributes pads made with locally sourced hypoallergenic bamboo fibre.

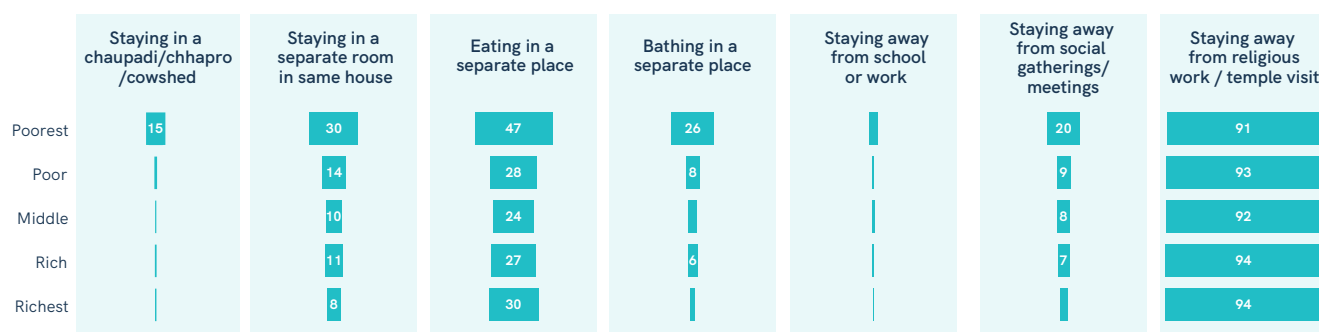
Through the Innovation Accelerator, UNICEF continues to back *Okya*, the period-tracker mobile phone app designed by girls that also provides MHH information in creative and positive ways. In 2021, the reach of the app was extended to new countries and more broadly within countries, and is now being used by teachers, parents and adolescent boys, who can explore the in-built encyclopaedia to learn interesting and informative facts about puberty and related topics.

All girls and women have the right to health, including girls and women with disabilities. In 2021, UNICEF launched a new guidance note on MHH for girls and women with

disabilities and sponsored a side event with UNFPA on MHH and disability at the Conference of States Parties to the Convention on the Rights of Persons with Disabilities (see the *Cross-cutting: WASH and disability* section).

As MHH is mainstreamed into WASH programmes around the world, the JMP has expanded its database and survey guidance to incorporate harmonized menstrual health indicators. The 2021 JMP progress update report is the first one to include a dedicated section on menstrual health, presenting the status information from the 42 countries that have data on at least one of the three main indicators: awareness of menstruation at menarche, availability of menstrual hygiene materials and participation in MHH activities by girls and women.<sup>49</sup> In some countries, data sets are extensive, such as in Nepal where survey data include poverty-disaggregated information on the exclusion of menstruating girls from school and social activities (see *Figure 15*).

FIGURE 15: Proportion of women and girls, aged 15–49 years, not participating in activities during their last period in Nepal, by household wealth quintile (per cent)



Source: JMP.<sup>50</sup>

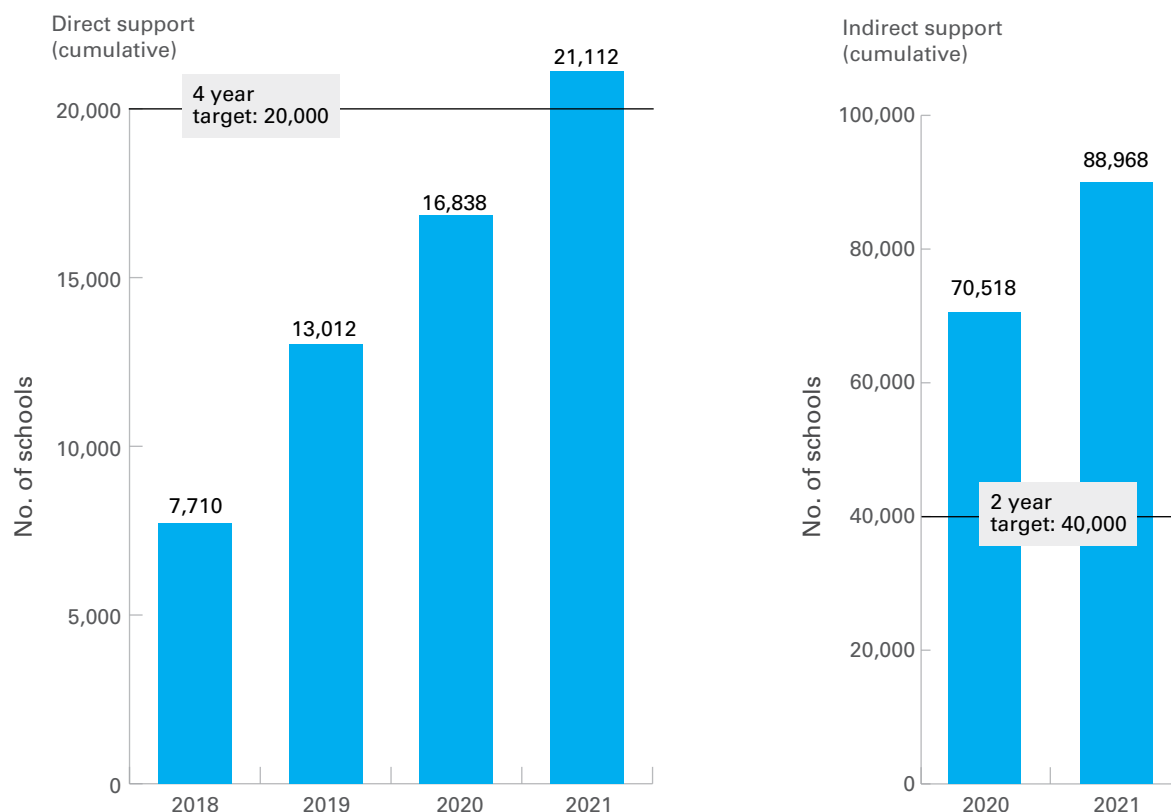
## WASH in institutions

### WASH in schools

To help ensure the rights of children to education and to water and sanitation, UNICEF has been providing direct support to improve WASH facilities in schools for many years in support of WASH goals as well as education goals under Goal Area 2 and SDG 4. Since the systematic tallying of this support began in 2007, UNICEF has reached over 210,000 schools in countries around the world. Starting with the 2018–2021 Strategic Plan, UNICEF focused its support on the construction of private, sex-segregated sanitation facilities in schools to improve the school experience for girls, to help them to continue to attend school during their periods and to reduce the risk of

gender-based violence (GBV). Two Strategic Plan targets track progress, one on direct support and one – introduced in 2020 as an outcome from the midterm review of the Strategic Plan – on indirect support for strengthening national systems. Both these targets were exceeded (see *Figure 16*). The third Strategic Plan target on school WASH – support for MHH services in schools – was also exceeded (see the *Menstrual health and hygiene* section). Even more schools were reached through humanitarian response activities (see the *Emergency WASH* section). The reach of this combined assistance for children in schools is very widespread and, in 2021 alone, UNICEF supported sanitation, MHH or emergency assistance in schools in a total of 86 countries across all UNICEF regions.

FIGURE 16: Number of schools with separate sanitation facilities for girls and boys through UNICEF direct and indirect support, 2018–2021



**Source:** UNICEF SMQs (2018–2021). Note: The target for indirect beneficiaries was defined as an outcome of the midterm review of the Strategic Plan and covers the 2020–2021 period only.

In some countries, UNICEF provides comprehensive support across all these areas. In Chad, where WASH is part of the UNICEF multisectoral support initiative to reduce the number of out-of-schools girls, UNICEF expanded its comprehensive School-Led Total Sanitation programme and provided emergency hygiene support for school reopening campaigns. In the Niger, UNICEF continued its ongoing direct support for the construction of sex-segregated toilets and other WASH services in schools, expanded its MHH package of services to additional schools and supported COVID-19-related safety measures for the national back-to-school campaign.

Many other countries supported national school reopening efforts in 2021 through technical assistance for safe reopening protocols, guidelines and training materials and, in some cases, the provision of supplies and hand hygiene facilities. This included countries where UNICEF has no established programmes for direct support for WASH in

schools, such as Ecuador where UNICEF helped to develop a virtual course on WASH in schools for teachers and school administrators, in Mexico with the development of a new life-skills module on COVID-19 prevention and hand washing, and in Paraguay where a new guide on WASH and COVID-19 prevention was developed for schools in indigenous territories. These efforts were supported by technical assistance and support from regional offices and headquarters, and a set of guidance material including a new technical note on the importance of coordinated cross-sectoral interventions for safe school reopening.<sup>51</sup>

The UNICEF Three Star Approach to WASH in Schools with its strong focus on hygiene behaviour change is highly suitable for COVID-19 prevention and the promotion of safe school environments, and its use has been expanded in several countries (see *Case Study 3*).

## Case Study 3: Expanding, assessing and updating the Three Star Approach to WASH in Schools

The Three Star Approach to WASH in Schools was launched by UNICEF and the German Agency for International Cooperation (GIZ) in 2013, building on a related initiative in the Philippines. The approach promotes incremental steps to improve WASH facilities in schools and has a strong focus on behaviour change through supervised group hand-washing sessions.<sup>52</sup>

Since then, its use has expanded to approximately 50 countries and, in 2021, UNICEF country offices reported that the approach is being applied in over 10,000 schools globally. Local iterations of the approach have been adopted as national policy in several countries, including Cambodia, India and the Philippines. In 2021, the approach was introduced in Tajikistan and the Bolivarian Republic of Venezuela for the first time, linked to safe school reopening campaigns, and was expanded to 13 additional regions in Côte d'Ivoire and to the national level in Lao People's Democratic Republic. In Bangladesh, the approach was launched at scale for the first time with the launch of guidelines, training programmes for teachers, district officials and Parent Teacher Association members, and initial roll-out to 274 primary schools.

UNICEF completed its first multi-country evaluation of the Three Star Approach to WASH in Schools in the Pacific subregion where the approach was first launched in 2015 and is now in use in Fiji, Kiribati, the Federated States of Micronesia, Solomon Islands and Vanuatu. The evaluation documents the effectiveness of the approach in the areas of behaviour change, gender-positive WASH outcomes and influence on national education sector policy reforms. It also makes a series of recommendations in the areas of strategic frameworks, monitoring and research, sustainability and the need for a stronger rights-based approaches.<sup>53</sup>

The approach has also been assessed in other countries, including a review of the experiences in the Philippines over nine years, from its introduction as part of emergency response programmes to its incorporation into national policy and country-wide expansion. At the end of 2021, UNICEF initiated a global review of the approach, which will incorporate all evaluations and field experience to date.

Drawing on these reviews, UNICEF will update the approach and issue new strategies in 2022. A core component of the revised strategy will be the addition of a fourth star for climate resilience to ensure that UNICEF and its partners contributions focus on climate adaptation and the long-term sustainability of WASH services in schools for children.



Siya, 9 years old, and other students during a group hand-washing session at the Usmania Upper Primary School, Sagwada, the state of Rajasthan, India.



Grace Anzoa, 14 years old, and other students of the Amelo Primary School in the Adjumani district, Uganda, walking from washrooms provided through a UNICEF-supported WASH in schools programme that also included a solar-powered water system.

UNICEF is working to shift WASH in schools programming towards full climate resilience on several fronts. In 2021, UNICEF launched a process to assess and update existing strategy documents, guidelines and training materials, including developing new guidelines on applying the Strategic Framework for WASH Climate Resilience in schools (and health-care facilities) and modifying the Three Star Approach to WASH in Schools with respect to resilience (see *Case Study 3*).

Significant shifts towards climate-resilience are already under way at the country level. Institutional WASH is a focus on solar water pumping efforts, with 70 per cent of all solar systems built by UNICEF serving schools or health-care facilities (see *the Climate-resilient WASH section*). In Uganda, a programme to upgrade defunct pumping systems and bore-holes with solar pumping systems reached 68 schools in 2021 while, in other countries, schools are served through community systems. In Zimbabwe, UNICEF designed and piloted a new low-cost and climate-resilient hand-washing unit for schools that is more durable than existing plastic units and has a low-flow design that significantly reduces water use. The units are now being rolled out in 1,000 schools by the Ministry of Primary and Secondary Education with the support of UNICEF.

UNICEF continues to work with partners to strengthen capacities in the subsector and to encourage information sharing among all stakeholders. In 2021, this included:

- Support for a new website for the [WASH in Schools Network](#) launched in 2021 with several partners, including a repository of resources;

- The launch of the redesigned WASH in Schools distance learning course with Emory University and support for the tenth annual edition of the course (over 700 people from more than 75 countries have graduated from the course to date),<sup>54</sup>
- The co-hosting of the ninth annual WASH in Schools Learning Exchange, held remotely again in 2021;
- The hosting of the Yammer Community of Practice for WASH in Schools.

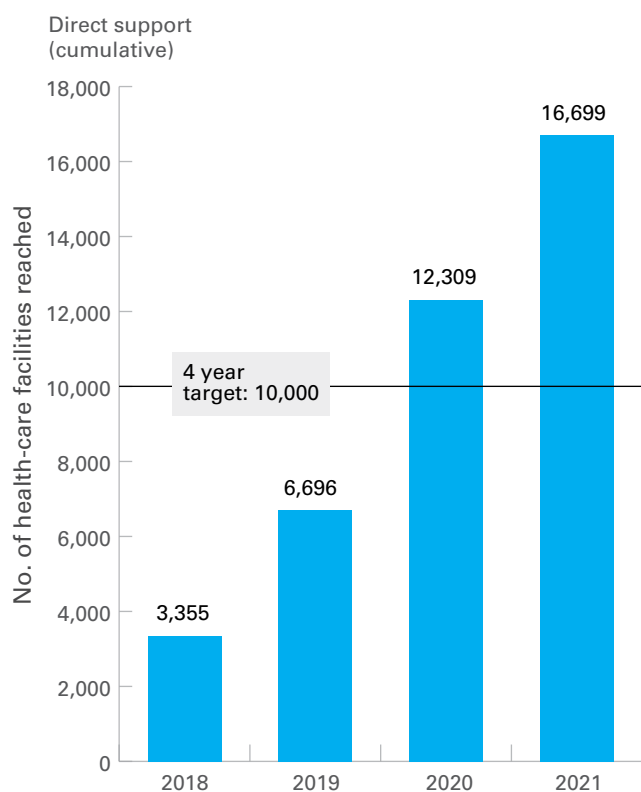
UNICEF additionally prioritized sharing information from its own programmes, including an analysis of how better data on WASH in schools coverage has helped to raise interest among decision makers and increase budgets in Indonesia, a paper from Madagascar describing how an improved enabling environment has resulted in an expansion in the number of schools with safe WASH facilities, and field notes on the use of social media to promote WASH in schools and on the improvement of construction standards in Vanuatu.<sup>55</sup>

In 2021, UNICEF developed a new global strategy for WASH in schools that focuses on cross-sectoral approaches for scaling up government programmes and ensuring that every child will have access to basic WASH facilities at school. The strategy will be launched and widely disseminated in 2022. UNICEF is also developing a new WASH in schools curriculum, which is currently being piloted with the Ministry of Education of Guyana.

## WASH in health-care facilities

UNICEF programming to improve WASH in health-care facilities contributes to WASH programming goals as well as health goals under Goal Area 1 and SDG 3. In this area, UNICEF exceeded its Strategic Plan target for direct support in WASH facilities and services in health centres, reaching a total of 16,699 health-care centres over the four-year period (see Figure 17). This support was provided in 70 countries in 2021, an all-time high (49 countries had programmes in 2017). Over the four-year Strategic Plan period, a third of the health-care facilities reached were in the West and Central Africa region, another third in the South Asia region and the final third split among the other UNICEF regions. In India, Nigeria, Pakistan and Yemen, UNICEF support reached over 1,000 health-care centres over the four-year period.

FIGURE 17: Number of health-care facilities gaining access to WASH services through UNICEF direct support, 2018–2021



Source: UNICEF SMOs (2018–2021).

UNICEF has been able to expand its direct support owing to a growing appreciation of the importance of WASH in health-care facilities on the part of donors and government partners in both the WASH and health sectors, and a widening awareness among all stakeholders as a result of the COVID-19 pandemic.

As is the case for WASH in Schools, UNICEF is currently in the process of developing a strategy and guidance material to increase focus on climate resilience. In 2021, an estimated 25 per cent of the WASH facilities constructed with UNICEF direct support in health-care facilities were classified as climate-resilient.

The Water and Sanitation for Health-care Facility Improvement Tool ([WASH FIT](#)), launched by WHO and UNICEF in 2018, is a framework for implementing incremental quality improvements on WASH in health-care facilities to meet local, national and/or global standards and improve quality of care for mothers and newborns. It guides managers through a five-step process encompassing WASH FIT team-building and training, facility assessment, risk assessment, intervention planning and monitoring. It has been used to date by governments in over 40 countries, including in 18 countries in 2021 alone when several countries used the approach for the first time as part of efforts to reinforce health-care efforts to respond to COVID-19. An increasing number of countries, including Liberia, Mozambique and Nepal, are institutionalising the tool within national systems with UNICEF support.

Surveys conducted through WASH FIT initiatives are a critical component of efforts to highlight gaps in national health-care networks and advocate improved policies and funding. The 2021 WASH FIT survey in Zimbabwe, for example, showed that only 42 per cent of health-care facilities in the country had adequate sanitation facilities.<sup>56</sup> WASH FIT and other surveys of WASH in health-care facilities are becoming much more common than just a few years ago. Data from UNICEF country offices show that some type of situation analysis on WASH in health-care facilities at national or subnational level have now been conducted in a total of 69 countries. UNICEF and WHO are working to improve the quality of such analyses through WASH FIT training, through support from the JMP for the biannual WASH in health-care facilities survey exercise and, in 2021, with the release of the first-ever comprehensive guidance package on conducting situation analyses on WASH in health-care settings.<sup>57</sup>

The COVID-19 pandemic has underlined the links between WASH and broader efforts to improve IPC measures in health-care facilities. WASH FIT exercises increasingly include an IPC component such as in Suriname where the 2021 WASH FIT survey was used to identify the most vulnerable health-care facilities with respect to IPC capacity. In 2021, WASH FIT exercises in Kazakhstan, Liberia, Pakistan and Zimbabwe all included a distinct IPC component (see the *Emergency WASH* section for more details on IPC activities in the context of public health emergencies).

UNICEF works extensively with WHO on building the enabling environment for WASH in health-care facilities, guided by the eight practical steps in the ‘[Fundamentals First](#)’ approach for strengthening WASH in health-care facilities that was released in 2020 by the two agencies.<sup>58</sup> UNICEF is now tracking progress in countries on the eight steps through its internal monitoring systems, and 2021 results show that, while surveys and situation analyses (one of the eight practical steps) are relatively common, progress is lagging on some of the other steps (see *Figure 18*).

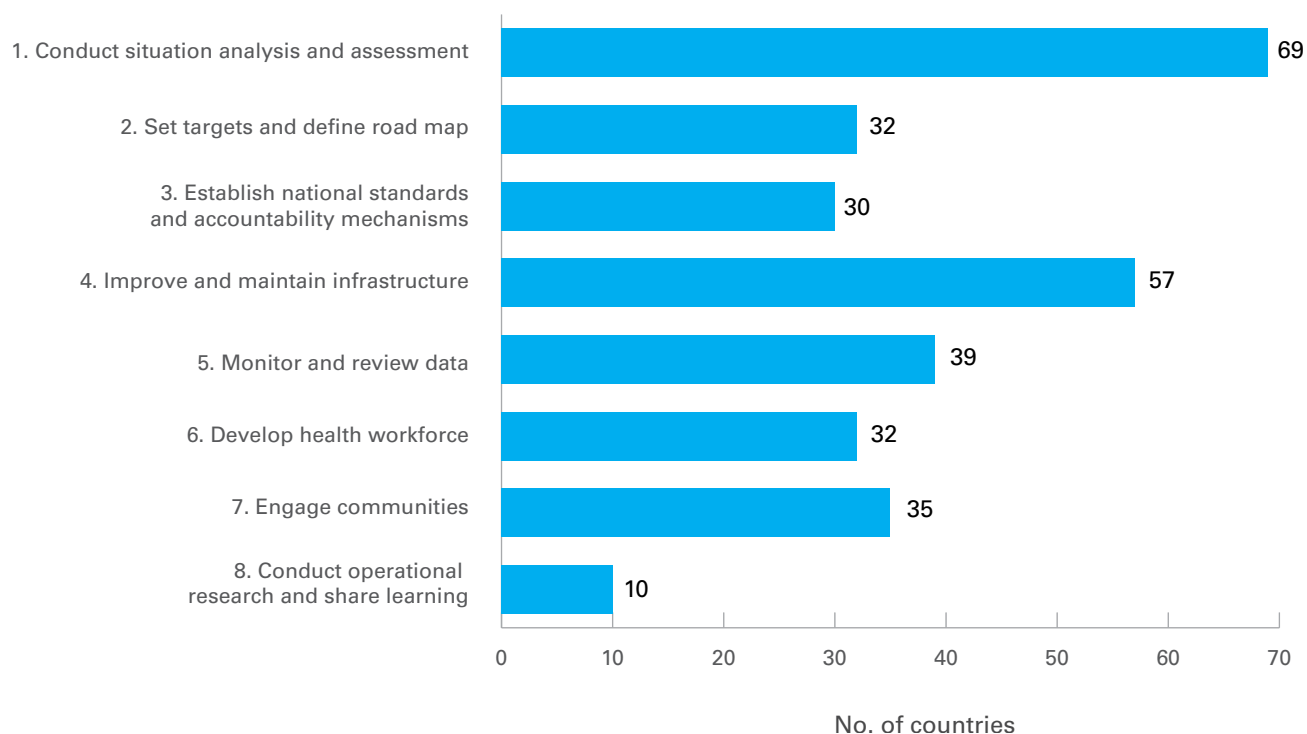
WHO and UNICEF also updated the [WASH in Health-Care Facilities website](#), which contains guidance material and a repository of resources from various sources.

In 2021, UNICEF and WHO completed a study that provides for the first time a comprehensive assessment of the costs of achieving universal coverage of basic WASH services for WASH in health-care facilities in 46 least-developed countries.<sup>59</sup> The estimate (US\$6.5–9.6 billion over 10 years) is relatively modest in relation to overall health and WASH sector spending, but it is far more than is currently available, underlining the need to expand efforts to increase sector funding (see *the Enabling environments for WASH section*). In 2021, UNICEF additionally conducted an analysis of how COVID-19 is affecting public funding for WASH in institutions.<sup>60</sup>



Health-care worker Rose Kajawo uses a washing station at a health-care facility in Kameza, Malawi, which has a new solar-powered water system provided through UNICEF support.

FIGURE 18: Implementing the UNICEF–WHO ‘Fundamentals First’ programming steps, number of countries, 2021



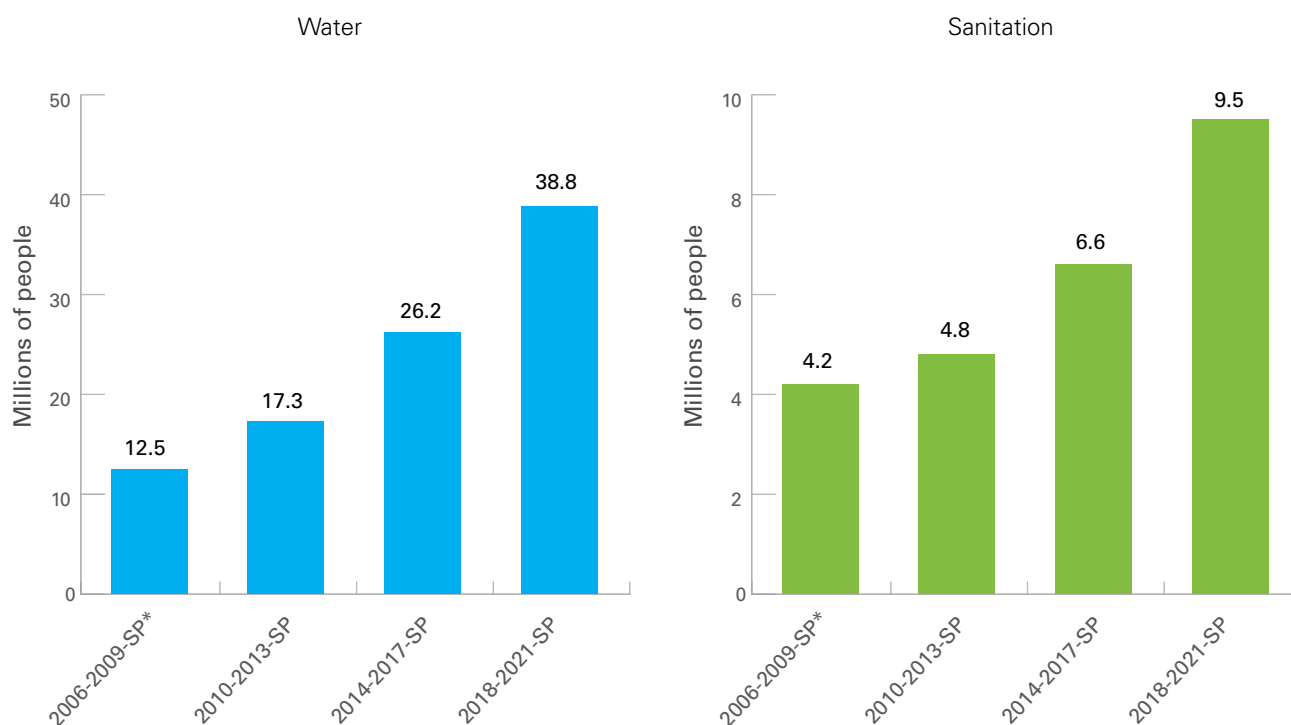
Source: UNICEF SMQs (2021).

# Emergency WASH

Children and their families have been denied their rights to WASH services at an unprecedented scale over the 2018–2021 Strategic Plan period owing to conflict, forced migration, natural disasters, COVID-19 and other emergencies across all UNICEF regions.

UNICEF has responded. Over the four-year Strategic Plan period, emergency support reached an annual average of 38.8 million water beneficiaries and 9.5 million sanitation beneficiaries, many more than any other period since systematic emergency beneficiary tracking started in 2007 (see Figure 19).

FIGURE 19: Emergency water and sanitation beneficiaries, annual average over four strategic plan periods, 2006–2021



**Source:** UNICEF SMQs (2007–2021). \* Note: UNICEF did not systematically aggregate beneficiary figures in 2006 (and earlier) and thus the three-year 2007–2009 average is used here. SP, Strategic Plan.

At the time of writing this report in early 2022 – with the unfolding humanitarian crisis in Ukraine and ongoing emergencies around the world – it is abundantly clear that the critical need for UNICEF support for emergency WASH services will continue in the Strategic Plan, 2022–2025, and beyond. UNICEF has been working on WASH in Ukraine since 2014 when the crisis began and has been there ever since. Support has included the delivery of water purification chemicals and other essential supplies, the local supply of hygiene items through an innovative electronic voucher system, menstrual hygiene information campaigns, and the repair and rehabilitation of damaged water and sanitation infrastructure on a large scale. Perhaps most

importantly, UNICEF has built networks and strengthened capacity of local WASH service providers in the country, an investment that will facilitate the reconstruction of WASH services when the present crisis abates.

As described in this section of the report, in addition to its large-scale humanitarian response programme, UNICEF also coordinated the overall response through leadership of the Global WASH Cluster, responded to the COVID-19 pandemic and other public health emergencies and built capacity of staff and other emergency WASH actors. In 2021, UNICEF also launched a new initiative to leverage WASH programming as a catalyst for peace.



## Humanitarian response

In 2021, a total of 33.3 million people gained or regained access to water services for drinking and hygiene through UNICEF humanitarian relief programmes and 8.4 million to sanitation services (see Figure 20). For water, this was fewer than in recent years and did not meet targets, due to donor funding patterns, conflict-related access restrictions and COVID-19-related supply chain bottlenecks. Sanitation beneficiaries increased as attention was refocused on sanitation generally after a lull in 2020 due to COVID-19.

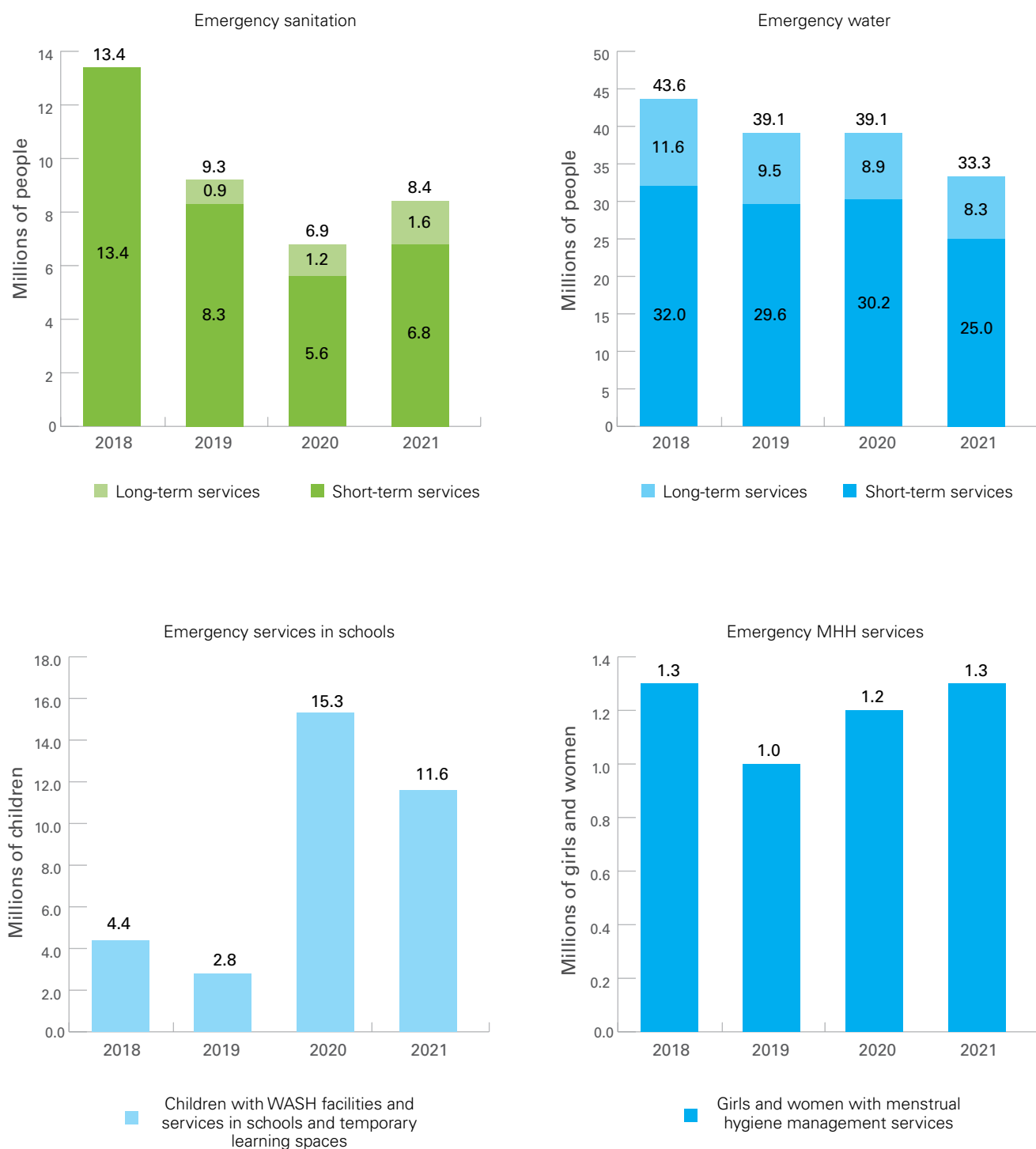
UNICEF additionally reached 11.6 million children with emergency WASH services in schools and temporary

learning spaces in 2021, less than the surge of support in 2020 but far more than in previous years owing to a continuing focus on COVID-19 safe return to school initiatives. In Madagascar, for example, over 19,000 schools in priority districts and crowded urban neighbourhoods were targeted with contactless hand-washing devices, soap and hygiene education materials in partnership with the World Bank Global Partnership for Education programme. UNICEF also continued to deliver emergency menstrual hygiene services, reaching over 1.3 million girls and women in 2021 (see the *Hygiene and WASH in institutions* sections for details on this support).



A family uses a water point in Bagrami district, Kabul province, Afghanistan, part of a new solar-powered water supply system provided by UNICEF in 2020.

FIGURE 20: UNICEF emergency WASH beneficiaries, 2018–2021



Source: UNICEF SMQs (2018–2021).


The largest operations were in response to complex humanitarian crises fuelled by conflict and climate shocks and exacerbated by COVID-19, notably in Afghanistan, Ethiopia and Yemen. Providing continuous WASH services for migrant and displaced children and their caregivers continued to be a major challenge across all regions including, for example, for Rohingya refugees in Bangladesh, for migrants in Greece (see *Case Study 4*), for Syrian refugees in Jordan and Lebanon, and for Venezuelan children on the move.

In response to the complex humanitarian crisis in Ethiopia driven by conflict, drought and the impact of COVID-19, UNICEF launched a large WASH response in the country, ultimately reaching 1.4 million people through emergency water trucking to camps for displaced persons, transit centres and communities, and through the repair of damaged water systems. Additional people were reached through the delivery of hygiene kits and other supplies, sanitation interventions and a mass hand-washing campaign. The significant operational challenges posed by security issues, access restrictions and COVID-19 were alleviated in part through the launch of a rapid response mechanism that used strategic partnerships with national and local civil society organizations to deliver services throughout the country; however, it is clear that additional action is required to meet expanding needs. Joint programming with the Office of UNHCR under the Blueprint for Joint Action for Refugee Children also continued in 2021, reaching more than 300,000 people in refugee camps and host communities (see *more on the Blueprint partnership in the Humanitarian WASH coordination and capacity-building section*).

In Afghanistan, where the political situation coupled with a severe drought resulted in an acute humanitarian crisis affecting much of the country, UNICEF responded with WASH interventions. This included support and supplies for water system chlorination, water trucking, the delivery of water and sanitation services in schools and hygiene promotion nationally. Nevertheless, targets were not met owing to multiple operational factors, such as border closures, supply chain disruptions and a range of monetary system issues, including the blocking of bank accounts of the country's 32,000 Community Development Councils, which have been a critical implementing partners in the WASH sector.

The WASH relief programme in Yemen continued on a large scale in 2021, including the rehabilitation of water and sanitation systems, the delivery of gender-responsive hygiene kits and hand-washing promotion campaigns targeting COVID-19 and cholera prevention. An additional focus was the strengthening of humanitarian–development linkages by incorporating climate resilience measures into programmes, a range of community support measures and capacity-building measures, including a training programme for over 600 government, civil society organization and private sector technicians on sanitation system design and management, including environmental and social safeguards.

UNICEF continued to respond to crises elsewhere in the Middle East and North Africa region on a large scale. Emergency WASH assistance continued for Syrians inside the country, in neighbouring countries and those on the move through other countries (see *Case Study 4*). In Lebanon, in addition to ongoing support in refugee camps and host communities, UNICEF stepped up support for water and sanitation utilities in response to the economic crisis in the country, ultimately providing support for over 3 million people. In the State of Palestine, UNICEF supplies pre-positioned in the decentralized storage network of a strategic partner were a key part of efforts to repair systems damaged by bombing in Gaza, as was ongoing support for the management and construction of water desalination plants. Efforts to reduce costs and shift from emergency to long-term solutions continued in the region. In Jordan, UNICEF developed a new management model for WASH systems in refugee camps to ensure cost-



A boy uses water delivered to a town in a conflict zone in eastern Ukraine in 2020, provided through a UNICEF-supported emergency WASH programme.

effective service continuity while, in Lebanon, UNICEF is piloting more sustainable on-site waste water treatment systems in camps and host communities.

UNICEF continued to provide support for refugees and people on the move in other regions as well, notably in the large refugee camps for Rohingya people in Bangladesh where UNICEF is responsible for WASH services in some camps, and through long-running support for refugees, displaced people and host communities in the Central African Republic, the Democratic Republic of the Congo, Somalia, South Sudan and the Sudan. UNICEF also continued to provide support for the millions of migrants and residents affected by the crisis in the Bolivarian Republic of Venezuela, including by assuming the lead role for WASH in the subregional 'RV4' coordination platform (Relief for Refugees and Migrants from the Bolivarian Republic of Venezuela).

Maintaining access to safe drinking-water in times of crisis includes ensuring a continuous supply of water treatment chemicals for water supply systems. Over the four-year Strategic Plan period, UNICEF has stepped in to fill gaps when supplies are interrupted in more than 30 countries, ensuring safe water for people directly affected by crises, such as people in camps, as well as for the general population. In long-term complex emergencies where this support is needed for extended time periods, UNICEF develops sustainable exit strategies with local partners. In the Syrian Arab Republic, where UNICEF has been providing treatment chemicals for the entire country for several years, UNICEF supported the construction of a water treatment chemical factory in 2021 and is providing technical support for the construction of an additional two factories.

## Case Study 4: Lesvos, Greece: Ensuring WASH services for migrants

The devastating fire in the Moria Reception and Identification Centre in Lesvos in September 2020 made a difficult situation much worse for the over 12,000 people affected. With funding from the European Union, UNICEF worked with partners to provide emergency assistance to meet immediate needs while simultaneously designing a new programme to deliver safe, gender-appropriate, disability friendly and cost-effective WASH services in the new camp for migrants established in nearby Mavrovouni.<sup>61</sup>

Using the UNICEF Return on Investment tool (developed jointly by the UNICEF global WASH team and the Office of Emergency Programmes), a surge team including an expert from UNICEF Headquarters chose a WASH package that included modular toilets and showers, a semi-permanent, on-site waste water treatment system, and a water treatment and distribution system. The scalable systems serve all residential units in the centre as well as health, learning and recreational facilities. The effort also included the provision of culturally appropriate, gender and age-sensitive information services and supplies related to hand washing and menstrual hygiene, directly reaching more than 6,500 children and adults by the end of 2021. In all these efforts, UNICEF and its partners prioritized consultation and joint programming with the migrant communities themselves.

UNICEF continues as designated lead agency in support of local authorities for the ongoing management and maintenance of the WASH facilities in Mavrovouni centre.



One of the children participating in a UNICEF-sponsored hand-washing promotion event at the Mavrovouni centre on World Water Day (15 October 2021).

© UNICEF/UN0596841/Athanasios



© UNICEF/JUN0442856/Wenga

Soap and other supplies provided by UNICEF are unloaded at a centre for people displaced by conflict in Pinga, North Kivu province, the Democratic Republic of the Congo.

## Response to COVID-19 and other public health emergencies

At the start of the COVID-19 pandemic in 2020, UNICEF mobilized its staff and resources in countries around the world to mount a large-scale response in three areas: hygiene, IPC and WASH system continuity. UNICEF worked with government and other partners to help ensure that water, sanitation and hand hygiene systems continued to function, that soap and menstrual supplies were available in all settings, that hygiene promotion efforts were expanded and that IPC measures were strengthened in health-care facilities, schools and other high-risk context such as refugee camps. These efforts continued into 2021 with UNICEF involved in COVID-19 prevention activities in some capacity in every programme with WASH programming (128 countries in 2021).

UNICEF also leveraged its experience and expertise on WASH and COVID-19 programming to develop guidelines and build capacity. In 2020, over 60 guidance and technical documents were released by UNICEF at the global, regional and country levels. This continued in 2021 but focus shifted to the learning from COVID-19 response to improve WASH responses to public health emergency response. This included:

- A review of results and lessons from WASH-related COVID-19 response in each of the eight countries of the South Asia region (Afghanistan, Bangladesh, Bhutan, India, Maldives, Nepal, Pakistan and Sri Lanka),<sup>62</sup>

- A field note on the use of the electronic voucher system for the delivery of hygiene supplies in Ukraine for COVID-19 response;<sup>63</sup>
- An analysis of the impact of improved sector coordination on COVID-19 response in Ecuador;<sup>64</sup>
- A report on a meeting assessing lessons on WASH response to COVID-19 in the Amazonas region of Brazil;<sup>65</sup>
- A global review of the [impact of COVID-19 on the WASH sector](#);<sup>66</sup>
- The co-sponsoring of a session at the Stockholm WWW on the application of lessons from COVID-19 WASH response to future resilience challenges.

The area where COVID-19 has affected the WASH sector most has highlighted the importance of hand hygiene and is leading to renewed investment for systems-building, from the global level with the Hand Hygiene for All initiative to the national level such as in Indonesia where COVID-19 has led to a comprehensive set of initiatives to improve hand hygiene over the long term (*see Case Study 2*).

UNICEF contributed to a multisectoral response to the Ebola outbreak in Guinea in 2021, including the expansion of support for WASH facilities in schools and health-care facilities, that helped to limit the scope and range of the outbreak. UNICEF was able to draw on experience in the West and Central Africa region on the management of simultaneous public health emergencies (in this case, Ebola and COVID-19) and worked closely with WHO on response support, including the release of a set of [FAQs on Ebola](#).

[response](#) in the areas of WASH and the management of health-care waste.<sup>67</sup> In other countries in the region, UNICEF worked with government partners to strengthen outbreak response plans and helped to pre-position WASH and IPC supplies in health-care facilities. In Bunia in the Democratic Republic of the Congo, UNICEF launched a pilot public-private initiative with local entrepreneurs and civil society organizations to increase the availability of free water and soap in crowded markets as part of larger efforts to reduce the person-to-person transmission of COVID-19, Ebola and cholera.

UNICEF works closely with WHO on WASH in public health emergencies in other regions and at the global level. Activities in 2021 included the establishment of a WASH working group with the IPC pillar of the WHO Partners Platform for health in emergencies, the provision of UNICEF WASH expertise for WHO IPC teams (in collaboration with the Centers for Disease Control and Prevention), jointly developing guidance material, and the co-hosting of a session at the Stockholm WWW on the institutionalisation of WASH into public health emergency preparedness and response programmes.

Cholera cases were registered in at least 15 countries in 2021, including in refugee camps in Bangladesh, large outbreaks in Nigeria and in Yemen. In each of these countries and elsewhere, UNICEF supported a range of WASH-related responses including hand hygiene campaigns, support for water source disinfection and the

delivery of WASH and IPC supplies to health-care facilities. A UNICEF review of the outbreaks in Nigeria, which resulted in over 3,600 deaths throughout the country, led to the development of a new national emergency preparedness plan and the launch of a new training programme. UNICEF published a field note on prevention and preparedness for staff and partners in Nepal<sup>68</sup> and a study in the Niger that showed how community-wide sanitation and water supply services in communities offer a strong barrier against cholera transmission.<sup>69</sup>

Haiti completed three years with zero cholera cases and is thus on-track for WHO cholera-free certification in 2022. UNICEF continues to support the government's efforts in this area where the approach is now to combine COVID-19 and cholera preparedness and protection programmes.

## Humanitarian WASH coordination and capacity-building

While life-saving support for WASH services is the number one priority in times of crisis, UNICEF is also the leading agency in the sector for the overall coordination of response efforts through the Global WASH Cluster and through its own technical backstopping. UNICEF also prioritizes capacity-building of all WASH humanitarian actors – including within UNICEF, its partners and in government agencies – and continues to merge humanitarian and



© UNICEF/UN0588736/Coutinho

Vinicius Ferreira, 7 years old, washes his hands using the hand-washing station provided by UNICEF on his first day back to in-person school on 30 August 2021 in Lagoa dos Gatos, Pernambuco state, Brazil.

development programming as part of overall organizational efforts to strengthen the Humanitarian–Development–Peace (HDP) nexus.

## UNICEF support for coordination and capacity-building

The UNICEF–UNHCR Blueprint for Joint Action for Refugee Children, an initiative launched in 2020 to provide a reliable and inclusive response for refugees and returnees in the areas of child protection, education and WASH, was expanded in 2021. UNICEF and UNHCR developed the Blueprint’s collaboration framework for the WASH sector, which sets out a series of principles of engagement, key areas and activities for transformation, and quality assurance and accountability mechanisms. Activities have been ramped up under the Blueprint in an increasing number of countries: in 2021, a total of 4.5 million refugees, returnees and host community member were provided with safe water services through the partnership and 2.8 million with safely managed sanitation services. Additionally, in five Blueprint countries, national WASH policies, plans and budgets have been revised to ensure they are inclusive of children in refugee camps and host communities.<sup>70</sup>

UNICEF released new advocacy and knowledge products under the [Water Under Fire](#) campaign, an ongoing initiative that highlights the need for action by global and national duty-bearers to ensure safe and sustainable WASH services in fragile contexts and in regions affected by conflict. Volume 3 in the series of reports was launched by UNICEF’s Office of Emergency Programmes, focusing on attacks on water and sanitation systems in armed conflict and the impacts on children, with case studies from five countries.<sup>71</sup> Volume 4 of the series, launched at Stockholm WWW with the Government of Finland, was in the form of a video on water and peace highlighting an initiative in Lebanon that brought together young people from host communities and refugee working jointly on the development of a shared water supply system.<sup>72</sup>

In the Latin America and the Caribbean region, UNICEF and its partners launched a new response prioritization tool, which was developed after a deep dive into multisectoral data sets on past emergency responses in Guatemala and Honduras, showing that the vast majority of the most vulnerable communities were not adequately reached by responders.

Urban WASH humanitarian response is increasingly common, and a continuing challenge, especially in countries with long-running complex emergencies in the Middle East and North Africa region. In 2021, UNICEF launched a new collaborative initiative with the World Bank and the International Committee for the Red Cross to develop improved strategies for joint responses in urban areas. The resulting document *Joining Forces to Combat Protracted Crises: Humanitarian and development support for water and sanitation providers in the Middle East and North Africa* is based on the collective expertise,

a set of case studies from the field and extensive inputs from system utilities and other water and sanitation service providers. The report presents a set of detailed recommendations for overcoming challenges, with a strong focus on the need for development and humanitarian actors to act jointly both before and during response interventions.

UNICEF has updated its long-running WASH in Emergencies training course for staff and partners. The revised course was piloted in Budapest in 2021 with UNICEF regional office emergency WASH specialists, Global WASH Cluster staff and UNHCR staff. The pilot feedback has been incorporated into the curriculum, and the new course is being rolled out in 2022.

A new training package on the WASH components in the UNICEF [CCCs](#) was delivered to over 200 participants through global and regional webinars in 2021. The training covers the revised WASH commitments that are based on new global standards from Sphere and the JMP, in addition to three new sets of WASH commitments covering WASH in health-care facilities, WASH system-strengthening and community engagement on hygiene and behaviour change in humanitarian contexts.<sup>73</sup> In 2021, UNICEF additionally developed a set of guidelines for country programmes on the local procurement of WASH products in protracted crises.

## WASH Cluster leadership and support

UNICEF continues to act as the lead agency of the [Global WASH Cluster](#), which was established in 2005 along with other clusters by the Inter-Agency Standing Committee, the humanitarian coordination forum of the United Nations system. The WASH Cluster coordinates global humanitarian response, builds the capacity of institutions, trains practitioners, acts as a humanitarian WASH knowledge repository, provides advisory and technical assistance, and advocates for stable funding and more effective and equitable responses.

The Global WASH Cluster membership continues to grow. In 2021, it consisted of 86 agencies comprising United Nations agencies, international NGOs, academic institutes and donors. This reach, which includes all major humanitarian WASH stakeholders, makes it the ideal platform for information dissemination. The WASH Cluster also provides a help desk service, runs training programmes, develops and disseminates a range of guidance material, hosts a library of resources and runs a capacity development and decision support tool in the areas of sanitation and water technologies, and hygiene promotion in emergencies.

The WASH Cluster’s Field Support Team, which is partially funded by UNICEF, provides critical support for WASH response in emergencies. In 2021, the team was deployed 20 times in-country or virtually for a total of 1,317 person-days of support in the areas of coordination, information management and assessment. This included extensive support in Addis Ababa and the Tigray region in response



Children in a camp for internally displaced persons in Mekelle, Tigray region, Ethiopia, use a water system constructed through a UNICEF emergency response programme.

to the sudden onset crisis in Ethiopia, assistance to the government coordination unit responding to an earthquake in Haiti, support for the expanding humanitarian response to the drought in Madagascar and support to local teams responding to the ongoing protracted crisis in Cabo Delgado in Mozambique. An additional 346 person-days of remote support was provided to 27 coordination cluster platforms in countries around the world.

## Water as a catalyst for peace

Water supplies and WASH services, when not managed properly, can be sources of community conflict and can even threaten national and regional security in extreme cases. The corollary of this is also true: water and WASH can be positive drivers of social cohesion and contribute to broader peacebuilding efforts. There is recent evidence showing that countries actively engaged in water cooperation are less likely to engage in conflict. Meanwhile, UNICEF programme countries, including Lebanon and Somalia, are showing that local cooperation to solve WASH problems can help to reduce inter-community violence and

encourage social cohesion, and that children and young people can be facilitators in these processes.

As part of the 'Reimagining WASH: Water security for all' initiative (*see the Systems-strengthening section*), UNICEF is further developing this idea in the field in programme countries. Activities include developing partner networks, conducting WASH conflict analyses, and initiating a set of conflict-sensitive WASH interventions that engage and build the capacity of children and young people as change agents.

Progress to date includes the identification of key partners in all countries, the completion of conflict analyses and the launch of field activities. This includes Lebanon where the second phase of the conflict analysis study is being conducted by the American University of Beirut on inter-communities tensions, and where a WASH for Peace project has been launched; Myanmar where WASH-related trust-building exercises have begun in seven communities in a conflict-affected region; and Papua New Guinea where participatory research and capacity-building of young people are being simultaneously carried out in 10 communities.

## Enabling environments for WASH

UNICEF support for strengthening systems is aligned with the five enabling environment 'building blocks' defined by the UNICEF WASH programme and the SWA partnership for more effective development cooperation and results at

scale: (1) policy and strategy; (2) institutional arrangements; (3) sector financing; (4) planning, monitoring and review; and (5) capacity development.

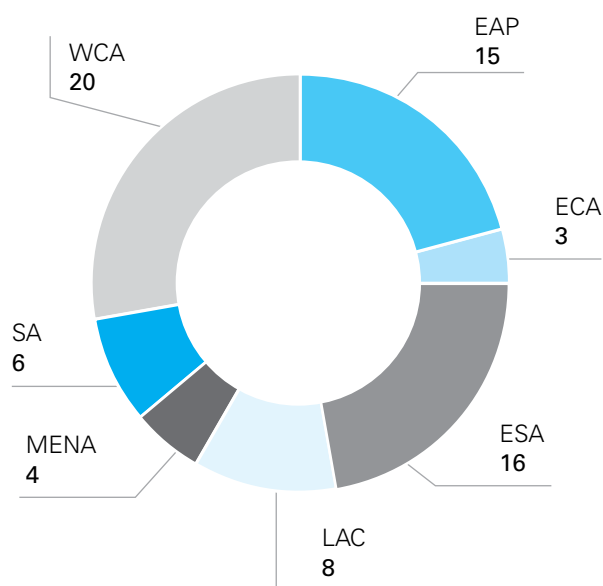


This section of the report presents an overview of results and examples in all these areas, with additional details covered in the subsectoral sections of the report.

## Policy and strategy

UNICEF support contributed to new WASH national policies, legislation or national strategies in 43 countries in 2021 and in a total of 72 countries over the four-year Strategic Plan period across all UNICEF programme regions (see Figure 21).

FIGURE 21: WASH policies, national strategies and legislation promulgated with UNICEF support, number of countries by region, 2018–2021



**Source:** UNICEF SMOs and country office narrative reports (2018–2021).  
**Note:** EAP, East Asia and the Pacific; ECA, Europe and Central Asia; ESA, Eastern and Southern Africa; LAC, Latin America and the Caribbean; MENA, Middle East and North Africa; SA, South Asia; WCA, West and Central Africa.

The development of policies and related instruments cuts across all subsectoral areas resulting in both stand-alone instruments as well as the inclusion of WASH into policies in other sectors, especially in the areas of education and health. Examples in 2021 include a national strategy for WASH in health-care facilities in Bhutan, a new law on menstrual hygiene in Ecuador, a multisector five-year WASH implementation strategy in the Democratic People's Republic of Korea, a new national rural sanitation strategy in Mozambique, a national master plan for water supply and sanitation in the Philippines, and a combined sanitation and health strategy in Sierra Leone.

New policy instruments developed with UNICEF support cover all subsectoral areas, but over the Strategic Plan period there have been three areas of particular activity:

- More countries have developed policy instruments on WASH in health-care facilities as the importance of this subsectoral area is increasingly recognized;
- In an increasing number of countries, WASH policies have been revised or rewritten to incorporate and institutionalize climate resilience;
- Over the last two years, there has been a very strong focus on hand hygiene-related policies and national strategies in response to COVID-19.

UNICEF is also increasingly supporting strengthened regulatory frameworks for the WASH sector and, in 2021, launched the [WASHReg approach](#) with SIWI, WHO and the Inter-American Development Bank with the publication and dissemination of an overview of the tool and a detailed methodology.<sup>74</sup> The approach helps national stakeholders to understand WASH regulation through a human rights framework, provides a participatory diagnostic toolset to identify regulation gaps and introduces a conceptual framework for a phased approach to regulatory reform.

In October 2021, a WASHReg hybrid workshop was held in Colombia by UNICEF and SIWI following up earlier work, with 65 participants representing the national water and sanitation regulator (CRA), government institutions and other key stakeholders in the sector including water utilities, NGOs and community representatives from different regions. During the workshop, the main challenges for the improvement of regulatory processes were discussed, especially in the areas of user protection and tariffs, quality of service, resilience, capacity-building and coordination. The action plan prepared during the workshop is currently under validation. In 2022, WASHReg will be implemented in other countries such as Ethiopia.

## Institutional arrangements

2021 marked the fifth anniversary of the [WASH4Work](#) global partnership that engages with businesses on WASH-related issues in the workplace, in communities where workers live and across supply chains. UNICEF is a founding agency, secretariat member and past chair, and provides a range of support including the development of guidance and advocacy material such as the 2019 WASH4Work Business Case, the 2020 hand hygiene protocol for the workplace, a set of baseline and monitoring indicators on WASH for businesses in 2020, and a 2021 position paper on WASH climate resilience for businesses, *Raising Our Ambition To WASH Resilience*.<sup>75</sup> UNICEF also supports WASH4Work activities at the country level, such as in Indonesia in 2021 where the country office worked with government and business associations to map WASH conditions in workplaces and developed a national WASH4Work guidance book.

With its long-term continuous presence in programme countries, UNICEF is well-placed to bring together government agencies, support partners and national sectoral institutions to analyse progress and constraints and develop plans to achieve national SDG targets. Since 2012, UNICEF has used [WASH BAT](#) to facilitate this process. The tool is in its second iteration and is now available in five languages (with the addition of Arabic in 2021). The tool is currently undergoing a major revision to highlight climate resilience as a key principle of future work in the sector (*see the Climate-resilient WASH section*).

In 2020 and 2021, and despite COVID-19 restrictions, the tool was used in 20 countries across all UNICEF regions, and the results of the analysis exercise were used to develop or tweak sectoral plans and approaches; since 2012, the tool has been used in a total of 52 countries. The WASH BAT exercise engages a wide range of stakeholders to ensure planning processes are participatory and inclusive, such as in Paraguay – which employed the tool for the first time in 2021 – where 107 stakeholders participated. The tool has been incorporated into the national sectoral calendar in some countries, and exercises are led by different government bodies, for example, the Ministry of Water and Energy in Angola, the national sector regulator in Kenya and the Office of the President in the United Republic of Tanzania. In countries where WASH BAT has been institutionalized, UNICEF continues to be involved, but in a supportive role.

UNICEF continues to play a leading role in key WASH collaborative and coordination bodies, including UN-Water (UNICEF is vice-chair), SWA (which UNICEF hosts), the JMP (with WHO), the Global WASH Cluster (UNICEF is the lead agency), the Global Handwashing Partnership, WASH in schools and health-care facilities networks, the Rural Water Supply Network, the Toilet Board Coalition and many others at global and regional levels.

UNICEF is increasingly active in key sectoral meetings including the Stockholm WWW, the World Water Forum and in cross-sectoral processes such as the Bonn Water Dialogues for Results (on cross-sectoral action on the SDGs) and, in 2021, on highlighting WASH in global climate change action processes including technical and financial support for the Blue Pavilion at the COP26 in Glasgow. UNICEF also actively participates in a range of regional consultations and collaboration frameworks including the Africa Water and Sanitation Week meeting, a high-level session on water with the Arab Ministerial Water Council and the WASH Sector Ministers' Meeting in Indonesia.

Partnerships with United Nations agencies and inter-agency coordination mechanisms are of key importance and are expanding in scope and scale. In addition to its leadership role in UN-Water and on its Expert Group on WASH, UNICEF works closely with WHO across all subsectoral areas, with UNHCR on the Blueprint for Joint Action for Refugee Children, with UNDP on sustainability and accountability frameworks, with UN-Habitat on urban

WASH, with the United Nations Educational, Scientific and Cultural Organization (UNESCO) on WASH in schools, with the World Meteorological Organization on climate-resilient WASH and with OHCHR and the Special Rapporteur on the human rights to water and sanitation on the prioritization of human rights within sector processes. In 2021, UNICEF initiated new collaborative initiatives with the United Nations Framework Convention on Climate Change (UNFCCC) on WASH resilience, with the United Nations Economic Commission for Europe on water and health, and with the United Nations General Assembly and the United Nations Department of Economic and Social Affairs on water and peace initiatives, and planning for the United Nations 2023 Water Conference (the first United Nations conference on water in 50 years).

UNICEF also works very closely with the World Bank in several areas and with other international finance institutions including KfW (Kreditanstalt für Wiederaufbau), the African Development Bank (AfDB), the Asian Development Bank, the InterAmerican Development Bank and the Development Bank of South Africa. To better systematize this engagement, work has begun on developing an International Finance Institution partnership model (*see the Sector financing section*).

The second phase of the Accelerating Sanitation, Hygiene and Water for All (ASWA) multi-country initiative, which UNICEF implements with financial and technical support from the Governments of the Netherlands and the United Kingdom, was launched in 2021. This unique partnership contributes directly to Strategic Plan results on a large scale while – perhaps more importantly – is used to develop innovative programming models that are adopted by government partners and by UNICEF programmes in other countries.

Partnerships with global youth organizations are also expanding, including with the World Youth Parliament for Water and the Water Youth Network. In the East Asia and the Pacific region, UNICEF continued to support youth-led innovation for WASH through the Young Change-makers programme, which supports young WASH innovators since 2019 to scale up their innovations by providing coaching, mentoring, group learning sessions, support to grow their networks and a venue to practise pitching ideas to investors and other partners. At the country level, UNICEF engages children and youth in WASH issues in many ways, including working with youth organizations on hygiene promotion messaging in Georgia, the facilitation of young people in refugee and host communities to join together to build a water reservoir in Lebanon (*see the Emergency WASH section*), involving children in the production of innovative hand-washing station designs in Senegal and a youth-led citizen science data collection initiative for SDG 6 monitoring in South Africa.

See Annex 2 for a complete list of UNICEF WASH partners during the Strategic Plan, 2018–2021.

## Case Study 5: Latin America and the Caribbean: Using WASH thematic funding for innovation and to reach vulnerable populations

The thematic funding for WASH provided by the Government of Sweden and other donor partners allows UNICEF to be more agile and responsive to the country needs through innovative approaches, strategic partnerships and the development of programming models in emerging areas that can be replicated and taken to scale to reach the most vulnerable. Thematic funds are allocated to all regions; the example below describes results in one region.

In the Strategic Plan 2018–2021, a total of US\$8.9 million in thematic WASH funding was allocated to the Latin America and the Caribbean region, of which 84 per cent was used by country offices and the remainder by the regional office. The largest allocations were in the poorest countries – including the Plurinational State of Bolivia, Guatemala, Haiti and Honduras – while, in other countries, the focus was on reaching vulnerable communities and households. While funds were allocated for a wide range of WASH activities, the majority were used in three programming areas:

**Hand hygiene:** Driven by the need for rapid response to the COVID-19 pandemic, UNICEF directly reached poor communities and vulnerable groups (including Venezuelan refugees) with hygiene kits and equipment while supporting national hand-washing promotion campaigns and coordination efforts.

**WASH in schools:** It includes support for the region-wide COVID-19 back-to-school programmes along with ongoing systems-building efforts, such as support for the shift to climate-resilient WASH systems in schools in Honduras and the development of new standards for WASH in schools in the Plurinational State of Bolivia.

**Systems-building:** With regional partner SIWI, the WASH BAT tool was institutionalized in several countries to better assess sector bottlenecks while highlighting the need to focus on vulnerable communities, along with support for strengthened national institutions and sector coordination mechanisms in other countries.

See Annex 1 for more information on the allocation of thematic funding globally.



Migrant adolescents participate in a menstrual hygiene education session sponsored by UNICEF near the Darien jungle in Panama.

## Sector financing

Leveraging financial resources for scaling up WASH services is one of the six programming approaches in the global WASH Strategy 2016–2030 and a central component of the new Strategic Plan, 2022–2025. Over the last four years, UNICEF has been building its toolset and defining strategic direction for the organization to better use its leadership role and country presence in the sector to leverage financing for the sector at the scale needed to achieve SDG targets. These efforts are of critical importance given that aid disbursements to the sector are not growing fast enough to meet the demand for expanded programming and may even be contracting.<sup>76</sup>

Towards this end, UNICEF is working on several fronts. UNICEF launched a new [investment case document for WASH for public and private funders](#), focusing on the cost benefits of investing in the WASH sector generally and of UNICEF programmes specifically,<sup>77</sup> and a [separate investment case](#) for private sector donors in the area of hand hygiene.<sup>78</sup> It also published:

- A vision paper on how the organization will work towards leveraging repayable finance in WASH<sup>79</sup>
- A fact sheet on how COVID-19 is affecting public funding for WASH in institutions<sup>80</sup>
- A paper with WHO that provides the first comprehensive assessment of the costs of achieving targets for WASH in health-care facilities in least-developed countries.<sup>81</sup>

Guidance materials under development include a sector-wide guide on financing in consultation with the G20 Sustainable Finance Working Group, a country guidance document on how to engage in financing and a WASH affordability guideline.

UNICEF is supporting the Continental Africa Water Investment Programme (AIP) in an effort to mobilize international commitment for WASH investments in Africa. In 2021, UNICEF co-convened a High-Level Panel to establish a partnership and advance this process, together with UNDP, the African Union Development Agency (AUDA-NEPAD), the AfDB, the Global Centre on Adaptation and the Global Water Partnership.

In 2021, the UNICEF Office of Emergency Programmes in collaboration with the global WASH team launched the Climate-Friendly Water Financing Facility with KOIS, an investment firm that develops innovative financing instruments for private investment in social impact projects. The initiative focuses on blended finance solutions for water systems in fragile contexts and is working towards financing a portfolio of projects worth US\$500 million.

UNICEF is prioritizing building staff capacity to lead in this programming area. In 2021, UNICEF updated its WASH financing course and delivered it to over 150 staff participants. The experience is being reviewed and will be used to develop a revised course with IRC for

2022. UNICEF also offers other finance-related learning opportunities for staff and partners, including the WASH Public Finance for Children online training and increased finance-related content in other WASH courses such as the WASH foundational course taken by all UNICEF WASH staff.

Ensuring new and sustainability sources of financing for climate-resilient WASH services is a central component of adaption efforts in programme countries given the vulnerability of WASH systems to climate change. UNICEF highlighted this at the COP26 Water Pavilion by sponsoring a session on the use of climate finance instruments in support of community WASH resilience (with SWA, Water.org and the Governments of the United Kingdom and the Netherlands), participating in a high-level panel discussion on climate-resilient water investments for Africa and hosting a round-table discussion on finance for resilient sanitation systems (with WaterAid, the Toilet Board Coalition and other partners). Climate-resilience WASH financing events were organized by UNICEF at other sectoral meetings, including at the Stockholm WWW.

At the country level, UNICEF supports initiatives to leverage new financing for the sector in a number of ways. In Ghana, a UNICEF-sponsored review of national sanitation financing modalities and an impact study of two UNICEF-led revolving loan schemes for household sanitation financing yielded a set of policy recommendations. In Malawi, UNICEF conducted a review of public financing for WASH, with a focus on COVID-19, and supported the development of a national WASH climate-resilient financing strategy and programmatic framework. In Cambodia and Rwanda, UNICEF worked with UNDP through the United Nations Joint Programme on SDG Financing on the formulation of sustainable WASH financing strategies. In Myanmar, Namibia and Zambia, UNICEF conducted sectoral budget analyses to highlight shortfalls in public investment. Other examples from 2021 include:

- Major new donor partners (including the Governments of Saudi Arabia and the Republic of Korea's KOICA) joining UNICEF and other donors to Ethiopia's One WASH National Programme-Consolidated WASH Account (OWNP-CWA);
- A 75 per cent increase in the national government WASH budget in Ghana;
- An increase from 2 per cent to 5 per cent of the state budget allocated to WASH in Kaduna, Nigeria;
- A substantial new set-aside in the government education budget for WASH services and large new AfDB loan to the WASH sector in Namibia;
- An increase in public WASH funding in underserved regions in Cambodia;
- Substantial new donor funds to government programmes through UNICEF support and advocacy in Kenya (Government of Japan), Ukraine (Government of France) and the Sudan (World Bank);

- US\$302 million leveraged in new public funds at the state government level in India, the majority for WASH in schools.

In advance of the Strategic Plan for 2022–2025, country offices have begun to more systematically report on indirect results attributable to UNICEF systems-building efforts, including results from the leveraging of sector financing across funding sources and subsectoral areas. This will eventually result in the ability to quantify and aggregate the impact of UNICEF upstream support.

## Planning, monitoring and review

UNICEF and WHO continue to jointly manage the JMP which, as the global custodian [WASH sector data](#) (SDGs 6.1 and 6.2), manages the database and published reports, establishes sector-related monitoring norms, provides technical support at country and regional levels and collaborates with stakeholders on intersectoral interlinkages across the SDGs. Progress was made in all these areas in 2021.

The JMP published its flagship publication, the [progress report on household WASH services](#), which highlighted the need for a rapid increase in the rate of progress if SDG targets are to be met (*see the Strategic context section*).<sup>82</sup> The JMP also contributed to the development of other key global publications, including the [State of the World's Hand Hygiene](#),<sup>83</sup> the 2021 overall SDG progress report of the Secretary-General of the United Nations<sup>84</sup> and the [SDG 6 Progress Update report](#).<sup>85</sup>

The JMP continued to improve the scope and quality of the global WASH coverage data set in 2021 with an expansion in the availability of disaggregated data on inequalities (now available from 105 countries), a methodological update for WASH in institutions surveys and the launch of a process to improve gender-related indicators in monitoring and data sets (*see the Cross-cutting: WASH and gender section*). The JMP also collaborated on the analysis for improving the monitoring of the affordability of WASH services (*see the Systems-strengthening section*).<sup>86</sup> JMP technical support in countries focused on the integration of water quality testing in national household surveys and the development of tools for monitoring safe management of on-site sanitation.

In the Eastern and Southern Africa region, UNICEF conducted a review of institutional sectoral monitoring systems and their ability to track SDGs 6.1 and 6.2 at the national level.<sup>87</sup> The process identified underlying strengths and weaknesses of the enabling environment for monitoring sustainable WASH programming in the region and documented best practices for sharing among countries and stakeholders.

UNICEF country offices are also active in supporting the improvement of WASH sector monitoring systems. One area of growth is the use of real-time mobile phone-facilitated monitoring systems to improve the timeliness of, and quality of, sector databases while improving transparency and accountability. In Nepal, the Sudan and Zimbabwe, UNICEF helped to pilot and develop new systems while, in Nigeria, long-term support for the national survey system has significantly improved data quality (*see Case Study 6*).



A worker monitors the Nile River water intake plant, a component of a new UNICEF-supported water purification and pumping system serving residents and internally displaced persons in Juba, South Sudan.

## Case Study 6: Institutionalising WASH monitoring – the WASHNORM survey in Nigeria

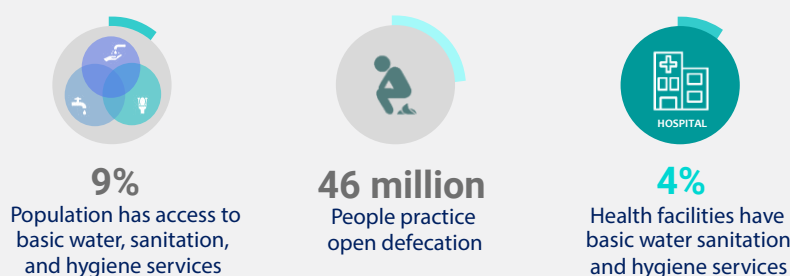
The WASH National Outcome Routine Mapping (WASHNORM) is a national survey of WASH indicators in Nigeria that was developed in 2018 with UNICEF support and is currently in its third round.<sup>88</sup> It has been institutionalized as the main government WASH sector monitoring and evaluation framework and is now the definitive source of WASH data in Nigeria. Survey findings are used both as an advocacy tool and for programme management. The results of the first survey in 2018, which documented low sanitation coverage levels and high open defecation numbers, were the impetus for the declaration of a national sanitation emergency by the President of the country (see Figure 22).

The survey is led by the Federal Ministry of Water Resources and the National Bureau of Statistics with technical support from UNICEF, the World Bank and the AfDB. As the original initiator of WASHNORM, UNICEF continues to act as the survey facilitator and provides technical oversight on indicator standardization, survey tool design and the quality assurance process.

Data from every edition of WASHNORM are used to populate an online [decision support tool](#) that is used by governments and partners at the national and subnational level to assess the level of need in a particular state or region of the country and make decisions on what type and level of intervention to provide.

Data collection for WASHNORM III was completed in late 2021, report writing is ongoing, and the survey results will be published in 2022.

FIGURE 22: Headline findings from the 2019 WASHNORMS report



Source: Nigeria Federal Ministry of Water Resources (2020).

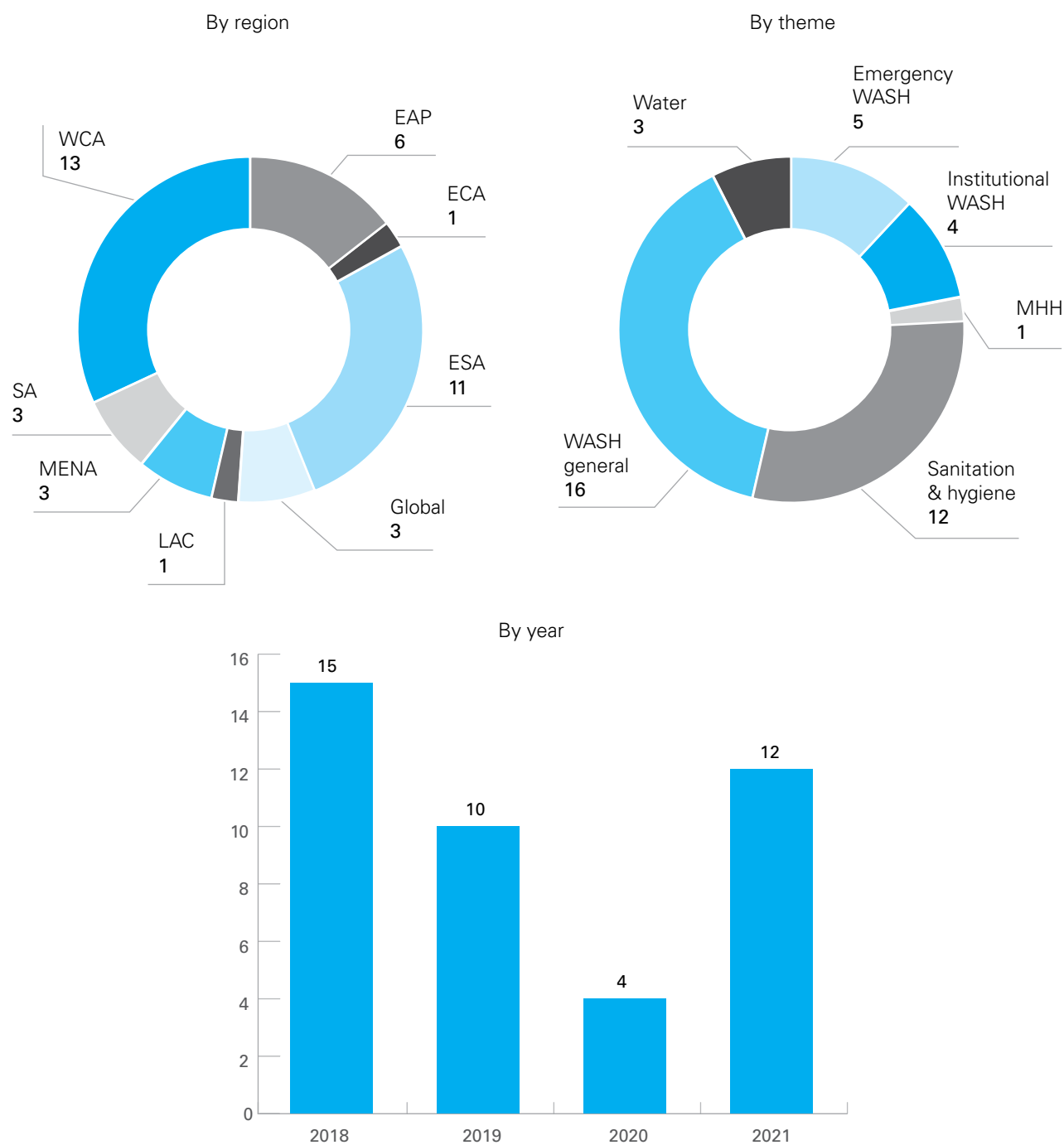


Enumerators from the National Bureau of Statistics collect data from household members during the 2021 WASHNORM survey in Gwadabawa, Sokoto state, Nigeria.

During the Strategic Plan, 2018–2021, UNICEF commissioned 41 evaluations of its WASH programmes covering all regions and all programme areas (see Figure 23). The pace of evaluations decreased during 2020 due to the pandemic but increased again in 2021 with 12

evaluations completed. Most evaluations are of national and subnational WASH programmes, with some also carried out at the regional and subregional levels, such as the 2021 evaluation of the Three Star Approach to WASH in Schools programme in the Pacific subregion.

FIGURE 23: Evaluations of UNICEF WASH programmes by year, region and theme, 2018–2021



Source: UNICEF evaluations data (2018–2021). Note: EAP, East Asia and the Pacific; ECA, Europe and Central Asia; ESA, Eastern and Southern Africa; LAC, Latin America and the Caribbean; MENA, Middle East and North Africa; SA, South Asia; WCA, West and Central Africa.

Three global evaluations were conducted over this period including the Global Evaluation of UNICEF's WASH Programming in Protracted Crises from 2014 to 2019, which was presented to the Executive Board in June 2021 with a management response plan that details how UNICEF will institutionalize the evaluation's recommendations.<sup>89</sup> Board Member discussion at the session highlighted the need to link humanitarian and development programming, to ensure the sustainability and climate resilience of humanitarian WASH interventions, to strengthen outcome monitoring

and to continue research-driven advocacy such as the Water Under Fire initiative on the impact of protracted crises on children.

Two major WASH evaluative exercises will be carried out as part of the global evaluation plan for the new Strategic Plan: a midterm evaluation of the Global WASH Strategy (2016–2030) and a final evaluation of the ASWA programme supported by the Directorate-General for International Cooperation.

**TABLE 1: UNICEF WASH evaluations completed in 2021**

Region	Country	Theme	Evaluation
EAP	Fiji (Pacific Islands)	Institutional WASH	WASH in Schools (Three Star Approach) multi-country evaluation in the Pacific
EAP	Timor-Leste	Sanitation and hygiene	Country-led formative evaluation of community-led total sanitation in Timor-Leste
ECA	Ukraine	Emergency WASH	Evaluation of UNICEF's WASH programme in response to the conflict in eastern Ukraine (2014–2018)
ESA	Burundi	Sanitation and hygiene	Evaluation of the implementation of the Community-Led Total Sanitation approach in Burundi in 2012–2018
ESA	Mozambique	WASH general	End-line survey and final evaluation of the WASH in small towns programme in Inhambane province (AGUASANI)
HQ	Global	WASH general	Evaluation synthesis of United Nations system and development bank work towards SDG 6 (Water and sanitation for all)
LAC	Haiti	WASH general	Final evaluation of the project Eau, assainissement et hygiène au bénéfice des enfants des départements de l'Artibonite et du Centre, in Haiti in 2014–2019
MENA	Iraq	WASH general	Evaluation of the WASH Smart City Initiative pilot project in Baghdad
MENA	the State of Palestine	WASH general	Summative impact evaluation of the WASH projects implemented by UNICEF in Gaza
WCA	Chad	Sanitation and hygiene	Évaluation du programme/de la stratégie de la santé Communautaire au Tchad (évaluation multi-pays)
WCA	Côte d'Ivoire	WASH general	Évaluation sommative de la composante assainissement du Programme d'Hydraulique et d'Assainissement pour le Millénaire (PHAM) en Côte d'Ivoire (2013–2018)
WCA	Sierra Leone	WASH general	Evaluation of the Accelerating Sanitation and Water for All programme in Sierra Leone

Note: EAP, East Asia and the Pacific Regional Office; ECA, Europe and Central Asia Regional Office; ESA, Eastern and Southern Africa Regional Office; HQ, Headquarters; LAC, Latin America and Caribbean Regional Office; MENA, Middle East and North Africa Regional Office; WCA, West and Central Africa Regional Office.

## Capacity development and knowledge management

In recognition of the need to build the skills of WASH professionals and other stakeholders, UNICEF is expanding its role as a leader in sector capacity-building. In 2021, it increased the number and scope of courses and other learning opportunities available to staff and professionals

from partner agencies, put additional courses up on the UNICEF [Agora online training platform](#) and ultimately helped to strengthen the capacity of thousands of professionals around the world.

The first edition of the WASH Training Catalogue was published online in November 2021.<sup>90</sup> It offered over 30 courses on WASH ranging from the broad WASH



introduction and fundamentals course to subject-specific courses in areas including climate-resilient WASH, water supply, safely managed sanitation and humanitarian action. It also included a set of related UNICEF courses (including in the areas of gender, monitoring and engagement with young people) and a selection of relevant courses from partners, including from academic institutions and partner agencies.

A 2021 analysis of UNICEF WASH courses on the Agora platform illustrated how widely the courses are used by non-UNICEF sector stakeholders: from 2018 to 2021 a total of 6,872 external participants completed the Introduction to WASH course, 640 completed the Strengthening Enabling Environment for WASH course and 362 completed the comprehensive WASH Foundational course.<sup>91</sup>

UNICEF partners with a wide range of academic institutions to deliver training to staff and partners. Examples include the WASH in Schools distance learning course with Emory University, the Graduate Professional Diploma Programme in Humanitarian WASH with IHE Delft Institute for Water Education and the water sector continuing professional development series with Cranfield University.

UNICEF country and regional offices also host courses for WASH stakeholders in government and civil society, including stand-alone courses and global courses adapted to local contexts. Examples of regional and country-level training initiatives are many, including:

- A training programme on sustainable integrated water resources and stormwater management by the East Asia and the Pacific Regional Office in

collaboration with the Singapore Ministry of Foreign Affairs and the Singapore National Water Agency (Public Utilities Board);

- A WASH and nutrition and other French language courses by the West and Central Africa Regional Office;
- WASH in emergency training by the Europe and Central Asia Regional Office in partnership with the International Federation of Red Cross, including modules for Afghan refugee influx planning;
- An e-course on COVID-19 response and preparedness for school reopening by the India Country Office;
- A six-module course on inclusive WASH in Ethiopia.

Capacity-building is a core part of UNICEF's work in all programme countries, an effort that goes well beyond course offerings. Collectively, country offices train tens of thousands of people each year across all subsector areas with participants ranging from volunteer hand-washing promoters in communities to capacity-building initiatives for senior government policymakers.

UNICEF also continued to lead the sector in the development and dissemination of knowledge products, including evaluation reports, studies, academic papers, guidance materials, field notes and technical papers. In 2021, a total of 177 products were published and 703 during the Strategic Plan, 2018–2021, far more than in previous Strategic Plans. In 2020–2021, 99 publications were issued focusing on WASH and the COVID-19 pandemic.

**TABLE 2: UNICEF WASH publications, 2018–2021**

Publication type	2018	2019	2020		2021		Total
			Non-COVID	COVID	Non-COVID	COVID	
Flagship and joint reports	5	7	17	6	33	4	72
Evaluation reports, policy briefs	16	11	6	0	14	0	47
Study reports	12	47	33	7	35	9	143
Peer-reviewed journal articles	40	25	27	2	13	2	109
WASH publications (briefing notes, fact sheets, field notes, case studies, technical papers and guidance)	40	67	44	50	49	13	263
Conference papers	15	17	19	5	2	1	59
Books/book chapters	4	4	0	0	2	0	10
<b>Total</b>	<b>132</b>	<b>178</b>	<b>146</b>	<b>70</b>	<b>148</b>	<b>29</b>	<b>703</b>

# Cross-cutting: WASH and gender

UNICEF WASH programming results contribute to the outcomes in the UNICEF Gender Action Plan (both the 2018–2021 and the 2022–2025 plans).<sup>92</sup> The WASH programme is gender-responsive for two reasons: it leads to improved WASH outcomes, and it contributes to the broader goal of gender equality and the empowerment of women. There is also a third reason: surveys confirm that WASH services are a priority for women. This was confirmed again in the context of health-care settings: a 2021 survey of 1.2 million users of reproductive and maternal health services in 114 countries identified improved WASH services as the second most pressing need of women and girls.<sup>93</sup>

UNICEF supports gender-responsive WASH sector governance and systems-strengthening to increase inclusivity in the WASH sector and encourages the meaningful participation of women in WASH management bodies and planning processes at all levels. UNICEF also works to ensure that WASH facilities and services in schools, health centres and communities are woman- and girl-friendly and facilitate MHH.

During the Strategic Plan, 2018–2021, UNICEF direct support in development contexts reached over 69 million people with safe water and over 59 million people with basic sanitation services, a major increase from all previous Strategic Plan periods (see *the Safe water supply and Sanitation sections*).<sup>94</sup> Moreover, millions more were reached through humanitarian response. Since women and girls are usually responsible for collecting water, they benefit the most from more convenient water points closer to home. And since women and girls are affected the most by the security and health consequences of open defecation and lack of private toilets, they benefit the most from upgraded sanitation facilities.

School WASH programmes have also expanded rapidly with 21,112 schools reached over the four-year Strategic Plan period with direct support and 88,968 through indirect support, and there has been a parallel increase in focus on the specific needs of girls in schools. Starting in 2018, UNICEF beneficiary figures only include schools with private, sex-disaggregated sanitation facilities, which is a precondition for making WASH facilities safe for girls (see *the WASH in institutions section*).

In the last two Strategic Plans, MHH programming, which mainly benefits girls and women,<sup>95</sup> has expanded especially rapidly. In the Strategic Plan, 2018–2021, over 58,000 schools have been provided with MHH services and facilities in development contexts, and almost 5 million women and girls were reached with MHH services and supplies in emergency contexts. UNICEF has supported comprehensive MHH programming packages in programme countries across all regions. In Kenya, UNICEF supported the development of the new national WASH in

schools plan, which will scale up gender-responsive and disability-inclusive interventions, including MHH education (see *the Menstrual health and hygiene section*). In Papua New Guinea, gender-responsive WASH programming in schools include segregated toilet and washing facilities and incinerators to dispose of MHH materials. In Somalia, MHH education helps to address girls' absenteeism and dropping out of school.

Gender-inclusive programming is challenging, and UNICEF works with partners to apply lessons and modify strategies to improve outcomes in various ways. This includes a focus on gender inclusion in training materials, such as the WASH Foundational course taken by all staff members that stresses gender issues in WASH programming and the graduate professional diploma course on emergency WASH that includes sessions on safeguarding gender perspectives in humanitarian WASH. In 2021, a new [Gender-Responsive Programming in WASH course](#) was launched, which was developed jointly by the UNICEF WASH, Gender Equality and Professional Development (Agora) teams. The course, which is open to both UNICEF staff and partners, covers four subject areas in relation to WASH programming: gender equality, gender analysis, gender in implementation and gender in monitoring and evaluation. Also in 2021, UNICEF co-facilitated a Hand Hygiene Think Tank session with the Global Handwashing Partnership that analysed gender inclusivity and awareness in hygiene promotion activities, the outcomes of which was presented at the Stockholm WWW.<sup>96</sup>

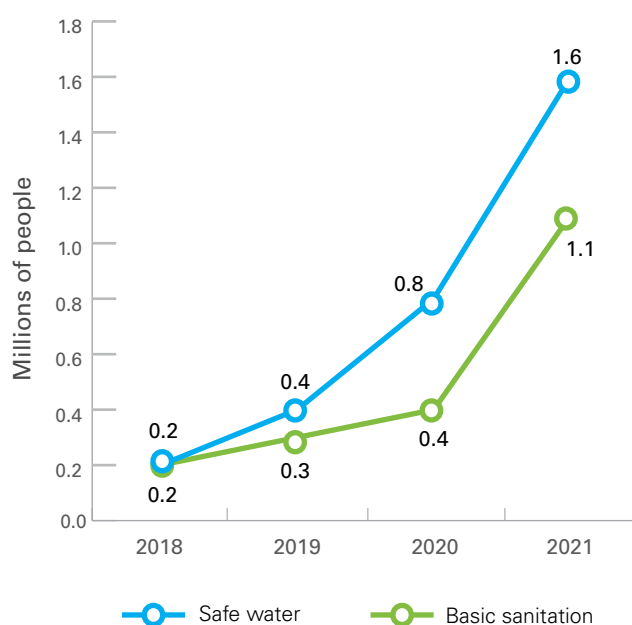
It is also challenging to monitor gender-related outcomes of WASH programmes. To help address this, UNICEF collaborated with Emory University in a review of opportunities for enhanced monitoring of gender in WASH that was published in 2021.<sup>97</sup> In the next phase of the initiative, a core set of gender indicators will be formulated and piloted for integration into both national monitoring systems and in the survey instruments used by the JMP.

The proportion of UNICEF's over 700 professional staff who are women sits at 26 per cent, which is very low by UNICEF standards (the organization as a whole has exceeded gender parity, although parity has not been reached at all levels) but is similar to the percentage of professional women in the global WASH sector. To address the issue of enhanced diversity in the WASH workforce as well as career progression, UNICEF launched the Talent Management Initiative in 2021. A series of career cafes were held, and UNICEF launched a new mentorship programme that includes the pairing of experienced WASH staff with less-experienced female team members staff over a period of six months. UNICEF also continued to work with its partners to address this issue in the sector as a whole, including through the moderation of a session on collaborative action to close the WASH gender gap at Stockholm WWW.

# Cross-cutting: WASH and disability

Over the Strategic Plan period, there has been a steep increase in the number of persons with disabilities reached through UNICEF WASH programmes (see Figure 24). This is especially significant because, starting in 2018, UNICEF country offices report data on the number of persons with disabilities reached only through programmes designed specifically for meeting the needs of people with disability (a departure from past practice where, in most cases, estimates were used). The increase shown in Figure 24 is thus due to two factors: an improving ability to monitor the 'real' number of persons with disabilities benefiting from UNICEF programmes and an increase in disability friendly programming.

FIGURE 24: Persons with disabilities benefiting from UNICEF direct support for safe water and basic sanitation services for households, 2018–2021



Source: UNICEF SMQs (2018–2021).

In addition to the 1.6 million persons with disabilities reached with water services and 1.1 million with sanitation services, a growing number of children are being provided with inclusive facilities in schools. In Bangladesh, fully inclusive toilet blocks with menstrual hygiene management and hygiene facilities were built in 18 schools, and inclusive toilet facilities were also constructed in Angola, Jordan, Nepal and the Syrian Arab Republic. In Kenya, disability-

inclusive and gender-segregated sanitation facilities were constructed in 160 schools in 2021.

Improving the quality and availability of WASH and disability data are an ongoing process, and key for ensuring the rights of all people to water and sanitation. UNICEF contributed to this effort in 2021 with the support of the Government of Norway, with the publication of a comprehensive new [guidance package](#) on disability-inclusive WASH programme data collection, monitoring and reporting.<sup>98</sup> The package defines typologies of disability-related data and principles for data collection (including ethical considerations) and lays out a set of practical and inclusive steps for including disability parameters in survey instruments, studies and routine monitoring systems.

A new UNICEF study, '[Seen, Counted, Included: Using data to shed light on the well-being of children with disabilities](#)', illustrates the importance of having data on disability and children for advocacy purposes and for programme design.<sup>99</sup> The multi-country study shows that children with disabilities are 26 per cent less likely to have access to improved sanitation, 12 per cent less likely to have improved water sources and 8 per cent less likely to have water and soap for hand washing in their household than children without disabilities.

Advocacy and support for including disability-inclusive WASH elements within national WASH policies, strategies and standards continues to be a core activity. Over the four-year Strategic Plan period, UNICEF support led to new instruments in several countries, including: disability-inclusive WASH in schools strategies in Guinea-Bissau, Lesotho, Papua New Guinea, Timor-Leste and the Syrian Arab Republic; national standards for health-care facilities that incorporate disability-accessible toilets and washing facilities in Mozambique; a gender and disability-inclusive national sanitation and hygiene strategy in Zimbabwe; and national guidelines to incorporate disability inclusion across all subsector activities in Lesotho and Rwanda. UNICEF also supports a range of capacity-building efforts to help roll-out new policy and strategy instruments and is active in developing and piloting context-specific designs for accessible WASH facilities in several countries.

In all cases, these instruments are developed through broad consultative processes with partners, including organizations of persons with disability. In Fiji, UNICEF worked with the Pacific Disability Forum to conduct an accessibility assessment of WASH facilities in health-care facilities, communities and public places, and used the results to modify existing WASH designs and revise national guidance materials.

As UNICEF's experience supporting and promoting the rights of children with disabilities to water and sanitation broadens, it is placing more emphasis on sharing

experiences within the organization and with partners. In 2021, a series of six country case studies (from Bangladesh, Ethiopia, Guinea-Bissau, Jordan, Mozambique and the Syrian Arab Republic) were developed covering a wide range of activities and scenarios, including: improved designs for accessible toilet facilities camps, disability-focused humanitarian WASH interventions and adapting COVID-19 response programmes to ensure persons with disabilities are reached.

In 2021, UNICEF released a [new guidance note](#) (in four languages plus braille) on inclusive MHH that describes practical entry-points for reaching girls and women with disabilities through four programming pillars: encouraging social supports, developing knowledge and skills, improving MHH WASH facilities and services, and ensuring the availability of high quality MHH supplies.<sup>100</sup> The guidance

is part of a multi-year effort to ensure that the rights of girls and women with disabilities are highlighted in UNICEF MHH-related policies, strategies and guidance materials. Examples include the chapter on reaching girls with disabilities in the comprehensive 2019 MHH guidance package, the inclusion of accessibility features in the 2019 Oky period tracker and MHH information app, and material on disability-related considerations in the 2020 UNICEF manual on monitoring MHH programmes. In 2021, UNICEF also co-sponsored a side event on MHH and disability with UNFPA at the Conference of States Parties to the Convention on the Rights of Persons with Disabilities.

See the 2021 UNICEF Annual Results Report – Goal Area 5 – for more information on supporting children with disabilities.



© UNICEF/UNI309970/Prinsloo

Fatima Jose Manega, 20 years old, stands near a disability-accessible toilet installed by UNICEF at the Ndjenja Resettlement camp, Mozambique.



© UNICEF Nepal

# Results: Disaster risk reduction, resilience strengthening and peacebuilding

Adolescents in Nepal explore local hazards as part of a child-centred disaster risk reduction programme supported by UNICEF in Nepal.

The humanitarian disaster in Ukraine, which is unfolding at the time of writing this report, reinforces the imperative for addressing the root causes of conflict and promoting peace across all societies, as well as the need to reduce risks and

strengthen national systems for more effective responses. It also underlines how UNICEF work in these areas (described below) must continue into 2022 and beyond.

## Child-centred disaster risk reduction

Through child-centred DRR programming, UNICEF works to reduce the specific risks faced by children in emergencies, while ensuring that children are involved in efforts to reduce disaster risk and build resilience. Under the Inter-Agency Standing Committee cluster system, UNICEF is the lead agency for DRR in nutrition, education, WASH and child protection; the co-lead for social protection and health; and a contributor to the Mental Health and Psychosocial Support Reference Group.

UNICEF DRR programming targets the most marginalized and at-risk children and young people, often in remote, fragile, conflict-affected and risk-prone areas. These risks are increasing as disaster events become more frequent and are exacerbated by population dynamics, inadequate risk governance and the accelerating climate, environment and pollution crisis. In response, UNICEF works with partners to integrate child-centred DRR into development and humanitarian programmes to strengthen individual and community resilience while helping children and young people to develop the skills, knowledge and attitudes to survive, grow and develop.

During the Strategic Plan, 2018–2021, UNICEF has invested more than US\$250 million in recovery efforts in over 150

countries, with efforts increasing as the need to prevent and recover from disasters grows more urgent and complex each year. The scope of activities varies by context and includes:

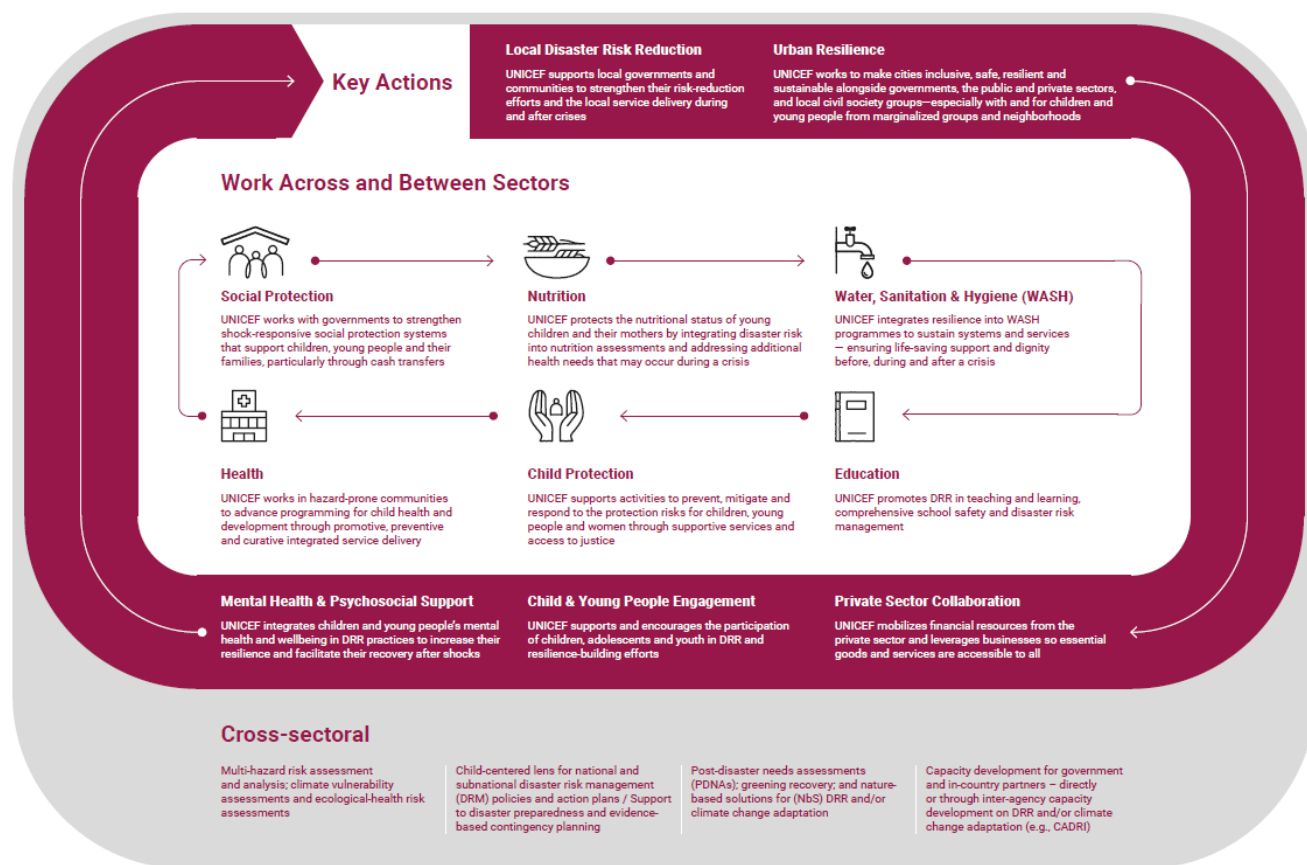
- Engaging children and young people in disaster management committees as key stakeholders
- Promoting comprehensive school safety
- Setting up cash transfer systems for social protection
- Gathering evidence on disasters and GBV
- Providing families with COVID-19 mental health support
- Brokering public–private partnerships
- Other prevention, risk reduction and recovery activities.

UNICEF also works to ensure the integration of gender and women and girls' empowerment into national and regional Disaster Risk Management frameworks, such as in a 2021 initiative in the Eastern and Southern Africa region that analysed and made recommendations on gender integration in Disaster Risk Management frameworks in 10 countries.<sup>101</sup>



Students outside a temporary classroom provided by UNICEF in the aftermath of Tropical Cyclone Yasa in Fiji.

FIGURE 25: UNICEF areas of work in child-centred DRR



Source: UNICEF (2022).<sup>102</sup>

The engagement of children in DRR processes is a core activity. In 114 countries, young people participated in civic initiatives in the areas of DRR, climate and related UNICEF advocacy and action campaigns in 2021.

UNICEF is also building awareness and capacities of organizations and systems to identify and address disaster risks faced by children and young people. In 2021, UNICEF provided technical support to 27 countries to strengthen early warning systems; supported the updating of 44 preparedness frameworks and provided risk-assessment support to a total of 39 development policies, strategies, plans and workplans at national, subnational and sectoral levels.

Child-centred DRR programming packages incorporate a range of activities tailored to the needs of the programming context. In the Caribbean, UNICEF, the Caribbean Disaster Emergency Management Agency and Caribbean governments developed the [Regional Protocol for the Integrated Protection of Children and Adolescents in Emergencies and Disaster Situations](#) in 2019, which laid the ground work for child-centred subnational risk management plans and emergency response strategies, and influenced

the activities of other stakeholders such as national Red Cross Societies.<sup>103</sup> In 2021, the protocol was used by UNICEF and the Belize National Emergency Management Organization to train 121 officers from 8 municipalities who went on to develop child-sensitive hurricane preparedness plans.

In Madagascar, UNICEF and its partners trained more than 300 humanitarian and government personnel in 2021 on protection from GBV and sexual exploitation and abuse (SEA) as part of its disaster preparedness, response and recovery programme. This training was in response to the severe drought in the south of the country, which – coupled with pre-existing gender inequalities, multidimensional poverty and a lack of livelihood opportunities — has increased the vulnerability of women and girls to GBV and SEA. UNICEF also supported partners and community-based support networks to scale up and promote safe access to GBV and SEA services.

Child-centred DRR programming often requires years of sustained support to strengthen systems. In Armenia, a country at high risk from earthquakes, UNICEF has provided a range of support to government partners

since 2018 for the integration of DRR into the education curricula, safe and child-friendly school design, school safety assessment protocols, school disaster management planning and related areas. This has led to safer and more resilient schools generally and, in 2021, the release of new public funding to improve the earthquake resistance of schools in the country.

Achieving the goals outlined in the [Sendai Framework for Disaster Risk Reduction](#) by 2030 requires continuous efforts to strengthen systems through the collaborative

efforts of all institutional stakeholders and of children and young people themselves. In 2018–2021, UNICEF has been collaborating closely with young people in programme countries and working with a wide range of organizations including the United Nations Major Group for Children and Youth DRR Working Group, the Children in a Changing Climate coalition and the Global Alliance for Disaster Risk Reduction and Resilience in the Education Sector. UNICEF is also a key member of the Capacity for Disaster Reduction Initiative (CADRI), ARISE and the United Nations Senior Leadership Group on DRR for Resilience.



© UNICEF/UN0403973/Franco

A child takes shelter from rising water in the neighbourhood of Praia Nova in Beira, Mozambique.



# Strengthening the humanitarian–development–peace nexus

UNICEF is undertaking organization-wide efforts to systematically improve coherence and complementarity between its humanitarian response and support to sustainable development, in line with the conclusions of the United Nations Quadrennial Comprehensive Policy Review (QCPR) 2020 (resolution A/RES/75/233), which calls for enhanced cooperation, collaboration and coordination between humanitarian assistance, development and peacebuilding efforts.<sup>104</sup> These priorities link back to the outcomes of the 2016 World Humanitarian Summit and the Agenda for Humanity.<sup>105</sup> UNICEF contributes to ongoing inter-agency collaboration to move this agenda forward, including as a principal member of the United Nations Joint Steering Committee to Advance Humanitarian and Development Collaboration.<sup>106</sup>

Since issuing its Procedure on Linking Humanitarian and Development Programming in 2019,<sup>107</sup> UNICEF has strengthened its approach to the HDP nexus. This includes a more systematic implementation of its commitments to risk-informed and conflict-sensitive programming, localization, accountability to affected populations, linking humanitarian cash transfers with social protection and the 2020 revision of the CCCs.

UNICEF has also started to make additional adjustments to its programme policies, procedures and guidance in line with the recommendations of the 2020 Formative Evaluation of UNICEF Work to Link Humanitarian and Development Programming, presented to the Executive Board in September 2021.<sup>108</sup> This includes more clearly stating the requirement to link humanitarian and development programming with peacebuilding efforts and institutionalising the HDP nexus in planning, reporting, monitoring, financial and human resources systems, and in management structures.

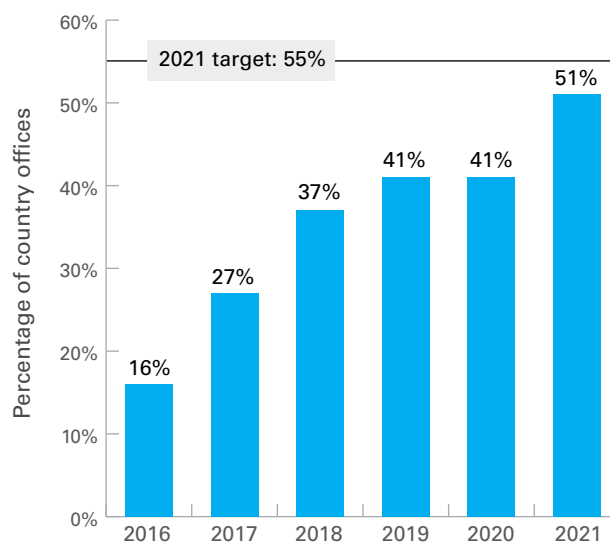
The UNICEF Strategic Plan, 2022–2025, and the revised CCCs articulate the HDP nexus approach and provide solid foundations to guide the organization to implement programmes that reduce needs, vulnerabilities and risk and contribute to prevent crises and conflicts, particularly in fragile and conflict-affected situations. For the first time, the Strategic Plan has a change strategy dedicated to risk-informed humanitarian and development nexus programming.

At the inter-agency level, UNICEF continues to engage in joint country support, advocacy and development of guidance and tools. As an adhering agency, since 2020, to the [Recommendation on the HDP nexus](#) by the OECD's Development Assistance Committee (OECD-DAC),<sup>109</sup> UNICEF works to operationalize the recommendation with other adherents (United Nations and DAC members). In 2021, this included support for the development and

piloting of the 'Nexus Academy', which, starting in 2022, will offer a platform for training, knowledge management and peer-to-peer exchange to enhanced understanding within and between humanitarian, development and peace actors of the approaches needed to strengthen coherence and complementarity.

In 2021, 51 per cent of UNICEF country offices met organizational benchmarks for implementing risk-informed programming, implying that risks to children are addressed through workplans based on child-sensitive risk analyses. This is just short of the Strategic Plan target of 55 per cent; however, considerable progress has been achieved over the course of the previous Strategic Plan from the 2016 baseline of just 16 per cent of country offices (see *Figure 26*). To accelerate progress of the Strategic Plan, UNICEF developed a set of comprehensive guidance materials on risk-informed programming including sector-specific modules, complemented by an e-course covering risk-informed programming, conflict sensitivity and peacebuilding to strengthen internal capacity. Tailored country support was provided throughout the Strategic Plan, 2018–2021, to priority countries where relevant at the global and regional levels.

FIGURE 26: Percentage of country offices that meet organizational benchmarks on implementing risk-informed programming, 2016–2021



Source: UNICEF SMQs (2016–2021).

Highlights from this body of progress in 2021 include:

- In India, where UNICEF strengthened systemic capacity for risk-informed programming across various social sectors in states covered by the 17 field offices;
- In Nigeria, where UNICEF, with the National Disaster Management Authority, conducted a country-wide risk analysis assessing 12 risks in the areas of floods, epidemics, conflict and violence.
- In the Sudan, where UNICEF conducted a comprehensive vulnerability mapping exercise to identify the most deprived regions based on multisectoral deprivations affecting child survival that covered 189 localities.

The HDP nexus is increasingly prioritized and operationalized at the country level through a range of context-specific approaches. In Burkina Faso, an in-depth consultation process among WASH sector actors has led to the use of nexus-related criteria to plan, coordinate and monitor programmes, and the establishment of a monitoring committee and a road map for the institutionalization of the HDP nexus in the WASH sector. In the Central African Republic, UNICEF has developed an intersectoral nexus strategy with partners while, in the northwest region of Nigeria, UNICEF has established an informal nexus-oriented coordination system between international and national NGOs and United Nations agencies to increase complementary multisectoral assessments and responses.

In Armenia, the strengthened capacity of its government partners established through long-running partnerships with UNICEF resulted in an effective, institutional response to the double crisis in 2021 caused by COVID-19 and conflict. The experience also led to discussions between UNICEF and national authorities on plans to strengthen the shock-responsiveness of key national systems. In Chad, a

nexus-driven approach serving both emergency-affected populations and host communities helped to deliver a multidimensional package of services to children, including in the areas of child protection and psychosocial services, economic support to households through cash transfers and a set of health, nutrition and WASH interventions, ultimately reaching over 245,000 children. In the State of Palestine, a long-running partnership between UNICEF and the Coastal Municipalities Water Utility that included preparedness planning, capacity-building and the pre-positioning of critical supplies in decentralized warehouses led to a rapid and effective response during the May 2021 crisis – trained engineers with access to supplies rapidly repaired damaged water and sanitation systems serving 415,000 people.

Lessons from COVID-19 response programmes are providing information for improving HDP nexus approaches in programme countries. In Mali, key lessons included: the need to reinforce both humanitarian and development financing to strengthen systems; the important role of beneficiaries in emergency preparedness; the effectiveness of a strong national social protection system in meeting the humanitarian needs of the most deprived children; and the importance of risk-informed cash transfer modalities to pre-empt and respond to shocks.

Lessons learned from the successful UNICEF health programme response to COVID-19 in Libya illustrate how emergency response programmes can support long-term development efforts through: investment in building national health capacity and information management systems; partnership with multiple humanitarian and development actors such as development agencies, civil society and the private sector to ensure sustainability of financial resources; and usefulness of information collected during the campaign to contribute to the national data set on health.

## Peacebuilding and sustaining peace

---

In 2021, UNICEF implemented sectoral and multisectoral programmes with the deliberate goal of using child-centred social services and sectoral programming for children to bridge community and intergenerational divides, reduce social tensions and address the root causes of conflicts in 75 countries across all regions. UNICEF also expanded its collaboration with the [Secretary-General's Peacebuilding Fund](#) (PBF), implementing 49 joint projects in 27 countries with United Nations entities.

### Social cohesion and peace through education

UNICEF worked through the education system to contribute to local and national social cohesion and peacebuilding efforts in 39 countries in 2021. This included expanding children's access to education to marginalized communities, fostering peacebuilding through learning spaces as zones of peace and promoting the peace capacities of children, adolescents, teachers and schools.



© UNICEF/JN0565982/Taxta

A 14-year-old boy draws a picture in an art class at the Elman Peace and Human Rights Centre in Mogadishu, Somalia, a UNICEF partner that supports children formerly associated with armed forces and groups, and survivors of gender-based violence.

In collaboration with other United Nations agencies through the PBF, UNICEF supports youth solidarity groups in 10 of Burundi's 18 provinces, building on indigenous practices of Ikibiri (a traditional form of solidarity group). Led by out-of-school adolescents, these groups are run using democratic principles and provide an alternate to formal education. Since its launch in 2019, a total of 2,600 solidarity groups have been created, and over 137,000 adolescents have participated in the programme.

In Chad, UNICEF supported the establishment of peace ambassador clubs and engagement of adolescents and young people to promote peaceful cohabitation at the community level. In 2021, over 400 student peace ambassadors and 300 members of parent teacher associations and mothers of students' associations took part in training on education for a culture of peace.

## Adolescents and youth as agents of peace

In 35 countries, UNICEF worked to support the catalytic role of young people in building peace and social cohesion to address conflicts and bridge divides in their communities and societies. This work, aligned with the United Nations [Youth, Peace and Security Agenda](#), included support for building peacebuilding and conflict resolution competencies and skills, support to youth-led initiatives at the community level and strengthening their role and participation in local and national dialogues, decision-making and peacebuilding processes.

In Burkina Faso, to empower children and young people as social change agents, UNICEF implemented a series of youth-led civic engagement initiatives. Over 60,000 youth participated in activities such as debates and training on gender, leadership and social cohesion during the “Faso Jeunes” caravan in eight regions, including those affected by the humanitarian crisis. This action brought together authorities, civil society, the private sector and more than 4 million people were reached via the media and social networks with messaging on youth engagement.

In Bosnia and Herzegovina, Montenegro and Serbia, UNICEF – with the PBF, UNDP and UNESCO – worked to support youth participation in local governance for social cohesion and peace. From 2019 to 2021, ‘Dialogue for the Future’ has brought together 1,213 adolescents from diverse backgrounds for training in constructive dialogue and leadership skills. As a follow-up to the programme, in 2021, UNICEF worked with local governments and universities to develop open-source materials on ‘Society, Culture, Religion (in the Digital Age)’, for training teachers and librarians.

In Colombia, UNICEF helps to integrate a child focus into the country’s transitional justice system and, with the Truth Commission, supported a national consultation process with over 5,000 children and adolescents. UNICEF is also working with UNFPA and the International Labour Organization on a PBF-funded initiative to strengthen and promote youth organizations as agents for change for peacebuilding, reconciliation, conflict resolution and violence prevention in their communities.

## Local governance, WASH and protection for social cohesion and peace

In 2021, UNICEF leveraged its field presence and expertise in child-centred social services to consolidate and peacebuilding and social cohesion approaches in 47 countries through engagement with local governments, support to WASH and child protection services. This engagement also included support to child release and reintegration in conflict settings, security sector engagement on child rights and juvenile justice reform (see

*also Local governance and Emergency WASH sections in this report and the Global Annual Results Report on Child Protection).*

Through PBF-funded projects in South Sudan, UNICEF and its project partners have built capacities of existing community-based structures such as [women centres and women associations](#) to advance gender equality, GBV prevention and response, and women’s participation in local justice and peace processes, directly engaging 6,330 people from 2019 to 2021. PBF funding also facilitated UNICEF-led child recruitment prevention efforts and community-based reintegration of children formerly associated with armed groups in Somalia, reaching 861 children through interim care centres. Seventy-five per cent of children released from the centres are now engaged in livelihood opportunities.

With funding from the German Federal Ministry of Economic Cooperation and Development (BMZ) and alongside the World Food Programme, UNICEF is working with communities in the Central Sahel to become more resilient to conflicts and natural shocks. Since 2020, more than 1.7 million children in Mali, Mauritania and the Niger have gained access to essential social services delivered through decentralized government services and communities, including during times of shock and stress. Through this [project](#), UNICEF works with host country governments to strengthen vertical and horizontal social cohesion by preventing and treating malnutrition, supporting WASH services and expanding access to learning and protective services in marginalized and underserved communities and areas.

## Conflict sensitivity and social cohesion in UNICEF COVID-19 response

Around the world, COVID-19 created distinct challenges by putting pressure on social cohesion, heightening group-based discrimination and exacerbating existing conflict grievances. UNICEF’s COVID-19 response aimed to address the health and socioeconomic dimensions of these challenges by supporting the continuity of basic services, including education, and by reducing mistrust.

In Ukraine, where lockdown and self-isolation caused an increase in anxiety and aggression on online platforms, UNICEF continued to build its child and youth engagement through offline and online platforms, reaching between 8 and 10 million children and youth with thematic social-media campaigns on COVID-19, media literacy, infodemics (epidemic misinformation), mental health and climate change. UNICEF also launched an initiative with the European Union on conflict resolution and problem-solving which, in 2021, supported the work of psychologists and mediators with teens in Mariupol on how to share and solve their concerns, including cyber-bullying, loneliness and anxiety surrounding the armed conflict.<sup>110</sup>

## Case Study 7: Kyrgyzstan and Tajikistan: Engaging adolescents across borders for sustainable peace and development

In areas of high tension and conflict on the Kyrgyz–Tajik border, UNICEF and its partners have been implementing two programmes to strengthen mechanisms for cross-border dialogue and collaborative problem-solving by and with adolescents:

- The PBF-funded Cross-Border Cooperation for Sustainable Peace and Development programme, which works to increase cooperation and trust between communities in Tajik–Kyrgyz village clusters to mitigate risks of renewed cross-border violence;
- The Conflict, Stability and Security Fund programme, funded by the Government of the United Kingdom, which engages with children and adolescents on peacebuilding and cross-border cooperation with a particular focus on addressing the rise in hard nationalist narratives and violent ideologies.

Over five years of engagement with communities and youth, these two initiatives have demonstrated that adolescent children can actively participate and lead in creating an environment for peaceful intercommunal coexistence in areas of border conflict.

See the [full case study](#) on the UNICEF website.



Adolescent boys and girls from the Tajik–Kyrgyz border present their social innovation projects to promote social cohesion in their communities.



© UNICEF/JUN0553379/

# Results: Urban programming and local governance

Children play at a UNICEF-supported early childhood care centre in Dedza, Malawi.

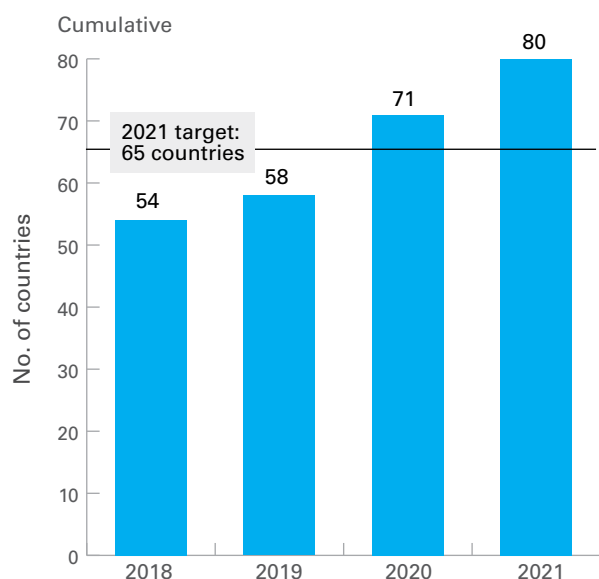
# Urban programming

In 2021, UNICEF expanded its programming in urban areas in response to the added needs and specific vulnerabilities linked with rapid urbanization and the COVID-19 response, especially for children living in slums, congested urban neighbourhoods and other poor urban settings. In 2021, this support reached over 100 countries. UNICEF programming in urban areas includes cross-sectoral service delivery for the most vulnerable children along with support for improved data and evidence on intra-urban disparities, child-responsive urban planning, local government capacity-building and strengthened partnerships with other urban stakeholders.

## Urban diagnostics and child-responsive urban planning

Improving intra-urban data analysis is key to identifying pockets of deprivation that are not visible through standard urban and city-wide datasets. With assistance from UNICEF, nine countries improved data availability on intra-urban disparities in 2021, taking the total number of countries with these data sets to 80, surpassing the target of 65 countries set at the midterm review of the Strategic Plan, 2018–2021 (see Figure 27). In most of these countries, data sets are disaggregated by income, by geographical areas, by informal settlements and by gender.

FIGURE 27: Number of countries with data on intra-urban disparities, including girls and boys in informal settings, 2018–2021



Source: UNICEF SMQs (2018–2021).

Improved data and evidence on urban children have paved the way for increased prioritization of budget allocation to poor urban areas in many countries. In Georgia, for example, the findings from UNICEF-supported child rights situation analyses in three urban municipalities were used to develop strategies and action plans on programming for children. In Indonesia, the national situation analysis on adolescent participation and civic engagement highlighted the specific needs and challenges of the urban poor and marginalized groups in accessing basic services and provided a road map of concrete actions to address them, shared with policymakers and development partners.

In 45 countries in 2021, UNICEF supported urban local governments in preparing child-responsive local development plans. In Ghana, UNICEF supported the development of a dedicated subsection for children and other vulnerable groups in the draft National Urban Policy. In Senegal, the national Child-Friendly Municipalities approach was expanded for the first time into urban areas, including capacity development on child-sensitive planning and budgeting.

In Brazil, UNICEF designed a new urban governance and engagement strategy to address poverty, racism, discrimination, exclusion and violence affecting children and adolescents in the low-income urban neighbourhoods. In eight cities, UNICEF is helping to develop new municipal policies to advance a positive, specific agenda for adolescents and youth in the areas of education, child protection, mental health and skills development to improve school-to-work transitions.

In China, UNICEF advocacy and technical support contributed to the institutionalization of the Child Friendly City approach into national policy.<sup>111</sup> The approach is now included in the national Five-Year Plan 2021–2025, with an objective of launching it in 100 cities across the country. UNICEF has also contributed to the incorporation of the approach into the new National Program for Child Development 2021–2030, and technical support is continuing in several areas including the development of a national technical framework, the formulation of a series of policy interpretation notes and research exploring innovative models for child participation in urban planning.

## Service delivery for vulnerable children in cities

UNICEF works to fulfil the rights of children wherever they are, including vulnerable children in slums and other poor areas in cities and towns. UNICEF engagement in urban programming is increasing through the delivery of cross-sectoral services for children and support to local governments that delivery these services. In the WASH



© UNICEF/JN0459339/Wilander

Children play chess in a slum area of North Jakarta, Indonesia.

sector, for example, urban engagement is now the norm with urban dwellers accounting for over 50 per cent of beneficiaries from water supply programmes in both the development and emergency contexts in 2021.

Examples of UNICEF direct engagement for children in urban areas are many, including:

- An initiative in Cambodia with the German Agency for International Cooperation (GIZ) and UNDP, through which new analytical techniques combine vulnerability and poverty indicators to identify urban 'near poor' families engaged in vulnerable professions (such as street vendors) affected by lockdowns and other consequences of the COVID-19 pandemic for emergency cash assistance programmes, which ultimately reached over 108,000 households with cash assistance and related support;
- A humanitarian cash assistance programme in the Democratic Republic of the Congo that reached over 19,100 vulnerable households in peri-urban neighbourhoods of Kinshasa;
- A programme in Ethiopia managed jointly with UNHCR that has built sustainable and cost-effective

water and sanitation systems that serve both urban host communities and neighbouring refugee camps, which has now reached over 650,000 people;

- A programme of support to mitigate the impact of COVID-19 disruptions on early childhood development centres in Thailand that engaged over 43,000 parents and caregivers through a mobile phone messaging app and delivered 'Magic Box' play-based learning materials for poor households in urban slums;
- A cash transfer and mentoring initiative in Uganda run with the Kampala Capital City Authority and NGO partners that reached 1,400 vulnerable adolescent girls in and out of school and their families through the 'GirlsEmpoweringGirls' urban social protection programme.

## Partnerships and outreach

UNICEF has been working together with partners at the global, national and local levels to enhance results for children living in urban areas.



For example, UNICEF works in close partnership with UN-Habitat, on a range of priority issues, including strengthened data systems, urban policies, advocacy and the promotion of safe and accessible public spaces for children. UNICEF participates in the UN-Habitat-led World Urban Campaign and the Urban Thinkers Campus, which promotes collaboration among urban researchers, professionals and decision makers on urban development. In some countries, UNICEF and UN-Habitat have launched a new targeted initiative to integrate children's issues into national urban policies and planning standards. UNICEF also works with UN-Habitat in the area of urban sanitation and, in 2021, launched a new course on the CWIS approach (see *the Sanitation section*).

UNICEF is an active member of Cities Alliance and a co-leader of their task force on informality, and of cities4children, a global network of organizations working for urban children. UNICEF also works closely with United Cities and Local Governments (UCLG), a global network of local and subnational governments. UNICEF engagement in these and other forums highlights the rights of children living in

poor urban settings within global and national urban policy discourse and helps to build capacity of regional and local governments.

UNICEF works with a variety of government and civil society partners to strengthen programming for children. In Argentina, UNICEF works with the grassroots organization 'La Poderosa', which has a significant presence in slums country-wide, allowing UNICEF to provide direct food and hygiene assistance to vulnerable children and families and develop the capacity of communities and field workers. In Nepal, a new partnership has been established with the national association of urban municipalities to promote child-responsive local development plans and budgets. In Sri Lanka, new partnerships were forged with the Urban Settlement and Development Authority, the Climate Change Secretariat and the Ministry of Environment to address the impact of climate change on children in urban areas. "In Ukraine, UNICEF partnered with municipalities, the Association of Cities of Ukraine and other partners to strengthen governance systems (see *Case Study 8*).

## Case Study 8: Ukraine: A harmonized approach to local governance programming

At the time of writing this report in early 2022, the unfolding humanitarian crisis in Ukraine has changed the priority of UNICEF programming towards humanitarian assistance and the protection of children and families. In this challenging situation, local governments are demonstrating their important role and commitment in helping and protecting families and children affected by the war, not only those who live in their communities, but also those on the move. It is clear that even more UNICEF support for local governance in Ukraine will be needed during the Strategic Plan, 2022–2025, and beyond.

Since 2018, UNICEF has supported a comprehensive local governance programme in Ukraine that encompasses support for local data and evidence generation, systems-strengthening and capacity-building, and ensuring accountability alongside improved service delivery for children and families.

The work started with 32 municipalities in 2018, engaged through the UNICEF Child and Youth Friendly Municipality Initiative, under which 20 municipalities developed and approved action plans for programmes for children. By 2021, UNICEF had reached more than 50 urban and rural municipalities with technical support on evidence generation, participatory planning and budgeting, and child rights monitoring, and encouraged information sharing and cooperation across 35 municipalities on priority setting for programming for children. UNICEF additionally partnered with the Association of Cities of Ukraine, reaching over 700 municipalities with national webinars on tools for needs assessment, integrated social service provision, local planning and budgeting.

In 2021, to support local budgeting and financing systems, a costing exercise was undertaken estimating the funding needs for social service provision in 16 municipalities and an advocacy package on social service financing was prepared.

The results demonstrate that with the right mix of interventions including technical support and incentives, UNICEF in partnership with national and local partners can ensure that the rights of children are at the forefront of local government agendas. This in turn results in increased public spending on children, the establishment of effective cooperation mechanisms among municipalities and effective partnership with a range of stakeholders, including the private sector actors.



© UNICEF/UJN0414910/Nafatalin

Boys talk at breaktime at the Qudhac-Dheer Primary School in Hargeisa, Somaliland, which is supported by a United Nations joint programme on local governance.

## Local governance

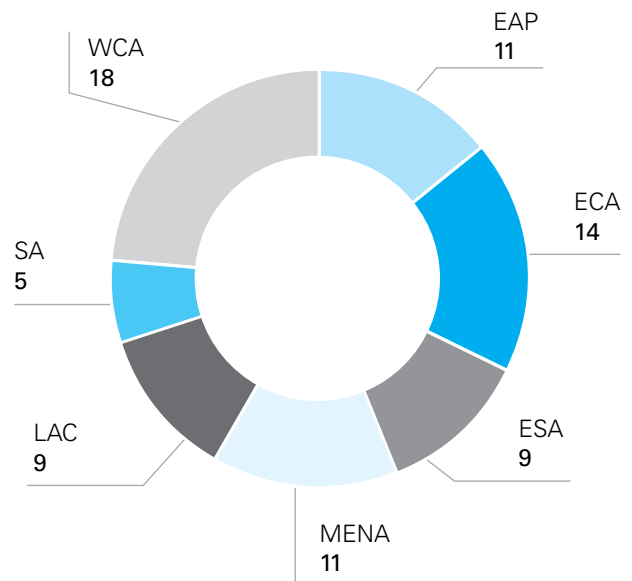
Seventy-seven countries reported UNICEF programmes of support for local governance initiatives in 2021, a substantial increase from 2020 when just 34 countries reported engagement with local governance programming. This support is spread across all UNICEF regions (see Figure 28).

Different tools and approaches are used by UNICEF to support effective and impactful local governance programming, with a focus on strengthening systems and capacities at national, regional and local level for more child-responsive policies planning, budgeting and service delivery arrangements. They include technical support for local planning and budgeting processes; support for the collection and analysis of child-related local data; facilitating community consultations and the participation of children and adolescents in local governance processes; and strengthening capacity for coordinated service delivery by local and subnational actors.

### Local planning and budgeting

In most countries where UNICEF is engaged in local governance initiatives (62 countries in 2021), the package of support includes advocacy and specialized technical support for the development and institutionalisation of child-responsive local planning systems. This support over the four-year Strategic Plan period resulted in a total of 3,845 subnational and local governments taking systemic

FIGURE 28: Countries with UNICEF programmes of support for local governance initiatives, by region, 2021



Source: UNICEF SMQs (2021). Note: EAP, East Asia and the Pacific; ECA, Europe and Central Asia; ESA, Eastern and Southern Africa; LAC, Latin America and the Caribbean; MENA, Middle East and North Africa; SA, South Asia; WCA, West and Central Africa.

measures to help ensure their local plans reflect the needs of children and adolescents, a 75 per cent increase over the baseline year of 2017 (see Figure 29).

One example is the UNICEF Municipal Seal of Approval programme in Brazil, which has instituted this programme on a large scale, now covering 2,031 municipalities within 18 states in the semi-arid and Amazon regions of the country. Each of these municipalities commits to fulfilling the rights of children and adolescents through the implementation of public policies designed to reduce poverty, inequality and exclusion. The programme reaches over 20 million children and adolescents. Through the programme, UNICEF also provides technical support for a municipality-run humanitarian cash transfer programme to address child hunger and extreme poverty, reaching over 4,500 of the most vulnerable families in 13 hot spot municipalities.

UNICEF also encourages and provides technical support for the formulation of budgets within child-sensitive and child-responsive plans. Strengthening budgeting processes and ensuring adequate funding for child priorities are slower processes than plan development but, by 2021, a total of 537 of the subnational and local governments supported by UNICEF had budgeted plans with resources to address child and adolescents' priorities (see Figure 29). To support

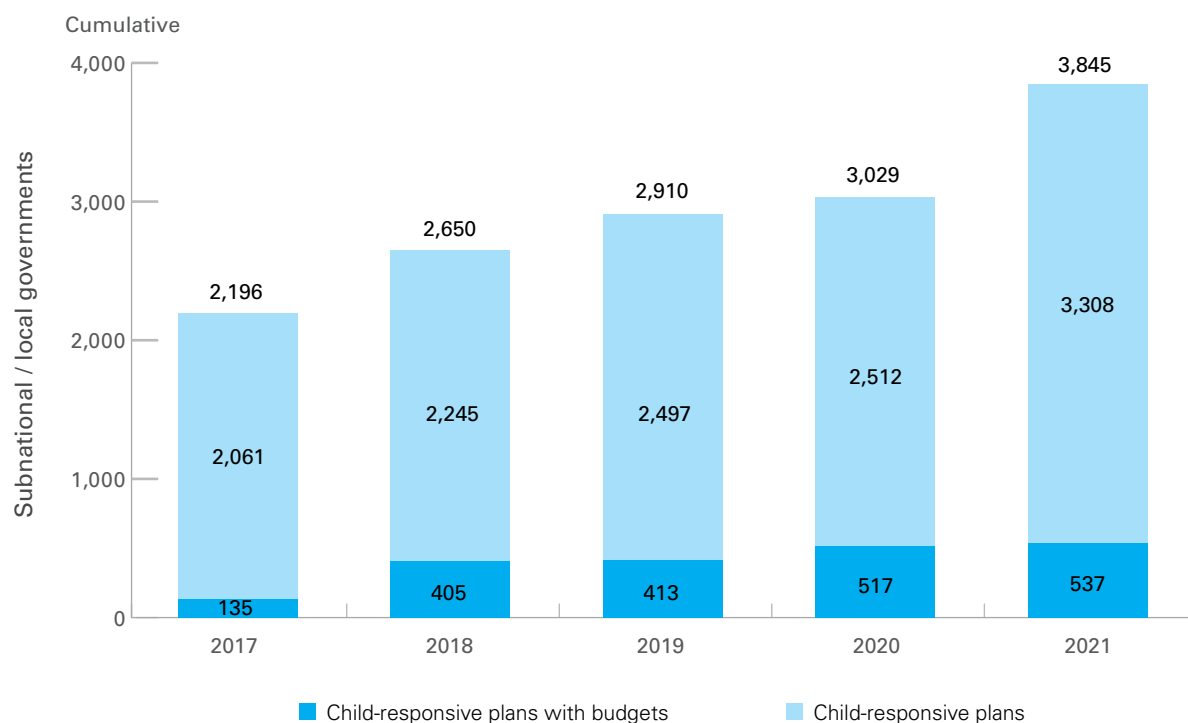
this expanding work, UNICEF developed a set of four subnational finance programme briefs in 2021 that provide guidance on unpacking common issues in government budgeting and financial management at the subnational level, present approaches and tools applicable to field practitioners, and share examples from a range of country contexts based on UNICEF programming experience.<sup>112</sup>

In Belarus, UNICEF worked to strengthen performance-based budgeting systems, making budgetary information more transparent to communities and enabling a greater understanding on the need for child-focused priorities within municipal budgets.

In Bosnia and Herzegovina, UNICEF technical support led to the adoption and resourcing of social protection and inclusion action plans in three local communities in 2021 including family counselling and day-care centres, benefiting children with disabilities and other vulnerable children and their families. In other communities, UNICEF support to local government-run systems, including a pilot social entrepreneurship scheme, is resulting in the allocation of additional public funds for vulnerable groups.

In South Sudan, a UNICEF–UNDP collaboration is helping to ensure that programming for children and women in the areas of health, education, WASH and protection is

FIGURE 29: Subnational and local governments with child-responsive local planning systems, developed with UNICEF support, 2017–2021



Source: UNICEF SMQs (2018–2021).

a focus area within state development plans. The joint programme is also improving transparency through a new online mechanism for monitoring state budget transfers to subnational governments along with support for expenditure performance management committees at subnational levels.

## Strengthening local governance for disaster risk reduction, resilience and peacebuilding

In response to the growing need to strengthen subnational and local governance systems for DRR and resilience UNICEF continues to work to enhance the capacity of country offices on approaches for strengthening local government DRR systems, climate change adaptation and resilience, and increase responsiveness to the unique needs of children. An example of ongoing work in this area is in Mongolia where UNICEF provides technical support to local governments on the development of cross-cutting policies and plans for child-focused climate-resilient WASH, DRR and winter preparedness. Three local governments have now developed plans and are piloting them with UNICEF's support. In Nepal, UNICEF supported the development of child-sensitive local disaster and climate-resilient plans in 19 municipalities to mainstream multi-hazard disaster risk into local government annual plans. In addition, UNICEF supported 50 municipalities to strengthen their crisis-management information systems.

To further enhance this work, a technical note on risk-informed decentralization and local governance was developed.<sup>113</sup> In partnership with UNDP, a new on-line course – Local Governance and Sustaining Peace – was launched through the UNICEF Agora platform in 2021.<sup>114</sup> The course, which is open to United Nations and government staff and local partners, provides a programming framework and toolset for designing local governance programmes that contribute to stabilization and recovery after a crisis and encourage long-term and resilient peace.

## Local data and evidence

Reliable data and evidence on the situation of children and adolescents are essential to inform local plans and budgetary decisions and ensure they are responsive to the fulfilment of the rights of children. UNICEF support in this area helps to strengthen local and national management information systems, administrative data and monitoring and evaluation tools. UNICEF also sponsors local situational analyses and needs assessments to provide baseline data for evidence-based advocacy and programme planning.

In Costa Rica, UNICEF and the Ministry of National Planning and Economic Policy developed and released the Wellbeing Index for Children and Adolescents in 2021, which presents a detailed data set on the degree of access

to services, material possessions, income and educational levels of children and adolescents at the municipal level.<sup>115</sup> In Guatemala, UNICEF supported the development and launch of the National and Municipal Atlas of Childhood in 2021, which covers 340 municipalities.<sup>116</sup> The atlas enables the identification of specific needs and deprivations faced by children in their municipalities and supports evidence-based planning of specific interventions to address the needs. The atlas will be used in 2022 to sensitize national and local authorities on the realities of children and promote tailored, child-sensitive investments.

## Local participation and accountability

Children have the right to be heard, and their participation in local decision-making is a key element of child-responsive programming and good local governance. Participation in local planning processes and service delivery accountability mechanisms empowers children, adolescents and their families to shape local plans and budgets and the implementation of programmes that affect their lives.



A participant in the summer school on active citizenship programme in Yazd, Iran.

In Guinea, UNICEF advocacy work with mayors, government ministries and development partners helped to strengthen public accountability through the integration of the Guinean Children and Youth Advisory Council and the Social Accountability Councils within the local level systems. This has led to greater citizen participation in planning processes and the development of child-responsive local development and investment plans in 24 convergent municipalities integrating key results for children. UNICEF is additionally working jointly with UNDP and UNCDF to design a results-based planning and budget framework to support the alignment of local development plans and budget to the SDG and child rights in 40 convergent municipalities.

As part of the Child Friendly City initiative in the Municipality of Yazd in Islamic Republic of Iran, UNICEF partnered with a local university and a cultural heritage and tourism organization to organize a summer school for children and young people with the objective of promoting active citizenship through discussions on rights and responsibility, and the development of skills to help youth actively engage with local governments in issues that are important in their lives. The success of the initiative led to plans for rolling out the approach to other municipalities across Islamic Republic of Iran.

## Local service delivery arrangements

Local governments often struggle to effectively design and manage the variety of organizational arrangements necessary to plan and deliver integrated basic services. This can impair access to social services, especially for the most

disadvantaged children and their families. UNICEF assists local government bodies on evidence-based planning and the delivery of social services in a coordinated, effective and efficient to ensure access for all, including the poorest and most vulnerable children, adolescents and their families.

In Papua New Guinea, UNICEF continues to support the implementation of the Lukautim Pikinini Act, which decentralizes social welfare programming from the national to the provincial levels. In 2021, this included support for the launch of the first Provincial Council for Child and Family Services in the province of Enga, including technical assistance through the secondment of a full-time expert to the Office of the Child and Family Services. The launch of the first Provincial Council has provided strong momentum for other provinces to replicate and establish similar mechanisms.

In Uruguay, a UNICEF-supported service delivery model in the municipality of Canelones is being scaled up to the national level. The model includes cash transfers provided by the municipality and a WhatsApp messaging service to provide information on health, nutrition, parenting, care and social protection to 2,800 families with children up to 4 years old. In addition, a telephone advice and consultation service was provided as a parenting support tool to 300 of the families assessed as the most vulnerable. The lessons learned from this initiative were used by the Ministry of Social Development with support from UNICEF for the development of the new 'Uruguay Crece Contigo' ('Uruguay Grows with You') programme to establish a national telecare model for families in vulnerable situation.

## Case Study 9: India: Child-responsive budgeting by local governments

In the Indian state of Karnataka, UNICEF launched a new model for child-responsive budgeting as part of the national Child Friendly Local Governments programme.

The model was initiated in 54 local government bodies, called Gram Panchayats (GPs),<sup>117</sup> with the establishment of a mechanism for integrating children's priorities within the GP Development Plan. The approach centres on consultations and participation of children in the budgeting process through the mechanism of children's assemblies.

GPs allocate their own funds for child-related priorities using the four child rights-based categories: child survival, development, protection and participation. In support of better outcomes for children, the state of Karnataka plans to supplement this funding with separate grants for children in different age group from 0 to 18 years of age. This will act as a driver for the GPs to mobilize additional resources for children at the local level.

The National Ministry of Panchayati Raj has now initiated the institutionalization of this model at the national level as a mechanism for child-responsive budgeting and ensuring integration of child related priorities into the village development plans.



© UNICEF/UN0543841/Muljala

# Results: Climate, energy and environment

Emmanuel is one of a group of UNICEF-supported young climate advocates demanding urgent action to mitigate the effects of climate change on children in the Democratic Republic of the Congo.

UNICEF responds to the climate and environmental crisis by leveraging its existing social programmes for children, by using its global presence to advocate change, by

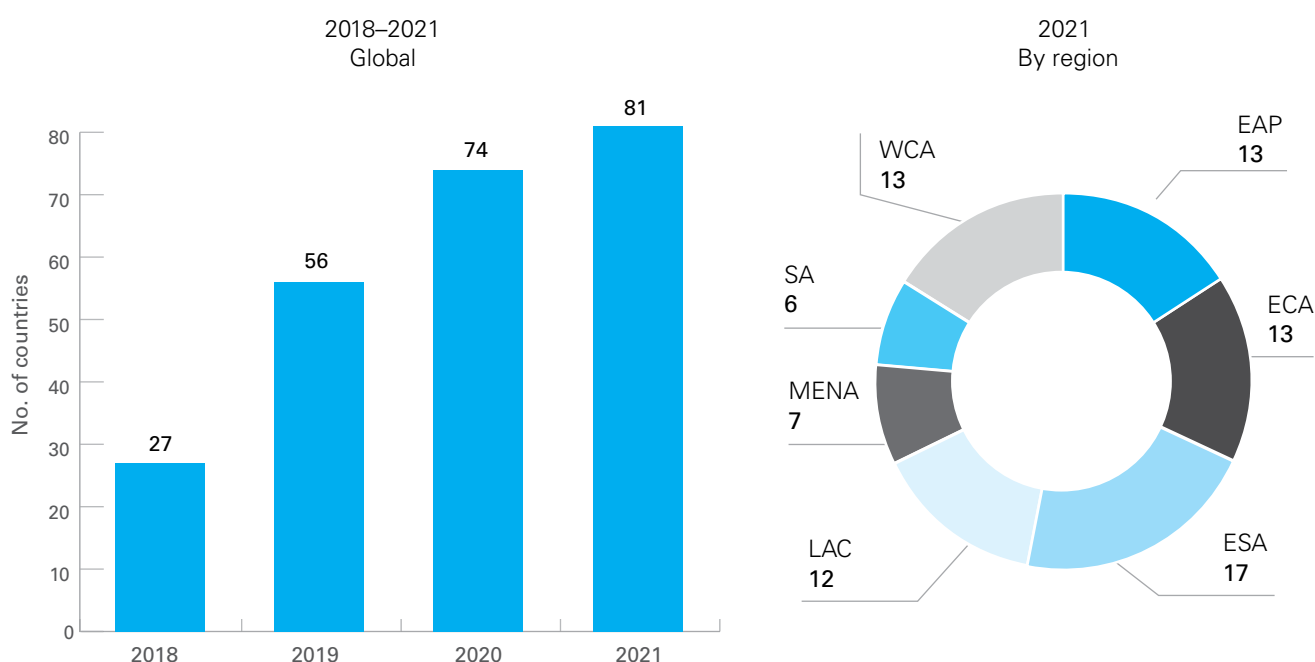
supporting children and young people to be champions for sustainability and by setting an example with the greening of its own operations, programmes and supply chain.

## Protecting children through climate and environmentally smart social services

Through the course of the Strategic Plan, 2018–2021, the number of UNICEF country offices implementing child-inclusive programmes that foster climate resilience, clean

energy and low carbon development increased from 27 in 2018 to 81 in 2021 (see Figure 30). Programmes are being carried out in most countries in every UNICEF region.

FIGURE 30: Child-inclusive climate and environmental programmes through UNICEF support, number of countries, 2018–2021



**Source:** UNICEF SMQs (2018–2021). Note: EAP, East Asia and the Pacific; ECA, Europe and Central Asia; ESA, Eastern and Southern Africa; LAC, Latin America and the Caribbean; MENA, Middle East and North Africa; SA, South Asia; WCA, West and Central Africa.

In these and other countries, UNICEF is reaching children through its sectoral and social programming. For example, UNICEF delivered climate-resilient WASH services in 57 countries in 2021, a total of 71 countries were supported in children’s environmental health interventions, and UNICEF has helped to develop child-sensitive national climate and environmental plans in 83 countries.

In many countries, these programmes are multifaceted, covering several sectoral areas. In Indonesia, for example, UNICEF interventions include programmes on reducing

lead exposure on children, developing air pollution investment case scenarios with the National Development Planning Ministry, developing guidelines for climate-friendly villages, research on climate-resilient urban sanitation and work with UNDP to strengthen youth networks for climate activism.

In Madagascar, UNICEF is also deploying sustainable energy solutions for water systems in communities, schools and health-care facilities, reaching over 88,000 people with climate-resilient water systems in 2021.

To ensure that activities are directed towards a scalable model, UNICEF is working with rural communities to develop 20 ecovillages in a drought-affected region in the south of the country to ensure safe and sustainable water and sanitation services, improve school and health-care facilities and develop new systems to predict and respond to climate risks.

In Malawi, UNICEF is working to improve the health and well-being of children in hard-to-reach, rural communities through the use of solar energy. Under the programme, an estimated 1 million people have benefited from the installation of solar refrigerators and other cold chain equipment, 20 rural health centres with little or no access to the power grid have been provided with solar electricity systems, and more than 280,000 people have benefited from the installation of 71 reliable and sustainable solar-powered water systems serving schools, health-care facilities and communities.<sup>118</sup>

At the global level, UNICEF rolled out its Healthy Environments for Healthy Children programming framework in 2021 that sets out the vision and strategies of protecting children from the health impacts of pollution and climate change.<sup>119</sup>

UNICEF's first GCF Readiness project was approved, and the first contributions to the climate, environment and DRR thematic fund secured from a private sector partner. Additionally, UNICEF has submitted the concept note to GCF for a full funding proposal to build climate resilience in vulnerable rural communities in Togo in partnership with UNDP and the Global Water Partnership.



A UNICEF staff member and a health worker with a box of Moderna COVID-19 vaccine doses and a solar-power refrigerator provided by UNICEF in Tabarre, Haiti.

## Case Study 10: Latin America and the Caribbean: Child-centred evidence and data reduce climate and disaster risk

Since 2017, UNICEF has been strengthening the capacities of national and municipal actors in the Latin American and the Caribbean region to gather comprehensive data and evidence on multi-hazard risks, many of which are being exacerbated by climate change (such as hurricanes and drought), through the open-source INFORM (Index for Risk Management) platform, with targeted programmes in Colombia, El Salvador, Guatemala, Guyana, Honduras and Suriname. The INFORM platform creates a systematic and comprehensive analysis of risk to improve resource allocation and interventions, to help improve the resilience of vulnerable communities and to protect development gains. For instance, in drought-affected countries in the Central American Dry Corridor, the INFORM platform helped to strengthen disaster prevention planning.

In Honduras, the INFORM data helped in implementing nationwide school safety plans and improving access to climate-resilient WASH services in schools and were used for the formulation of municipal development plans country-wide. The INFORM platform provided WASH service-level data in communities, educational centres and health-care facilities before and after tropical storms, which allowed UNICEF to reach more than 105,000 affected people in 26 municipalities.

The Government of El Salvador has adopted the INFORM model in their disaster risk reduction planning and analyses. UNICEF is providing training for government staff to ensure the optimal use and application of the data and to strengthen capacities for climate change response.



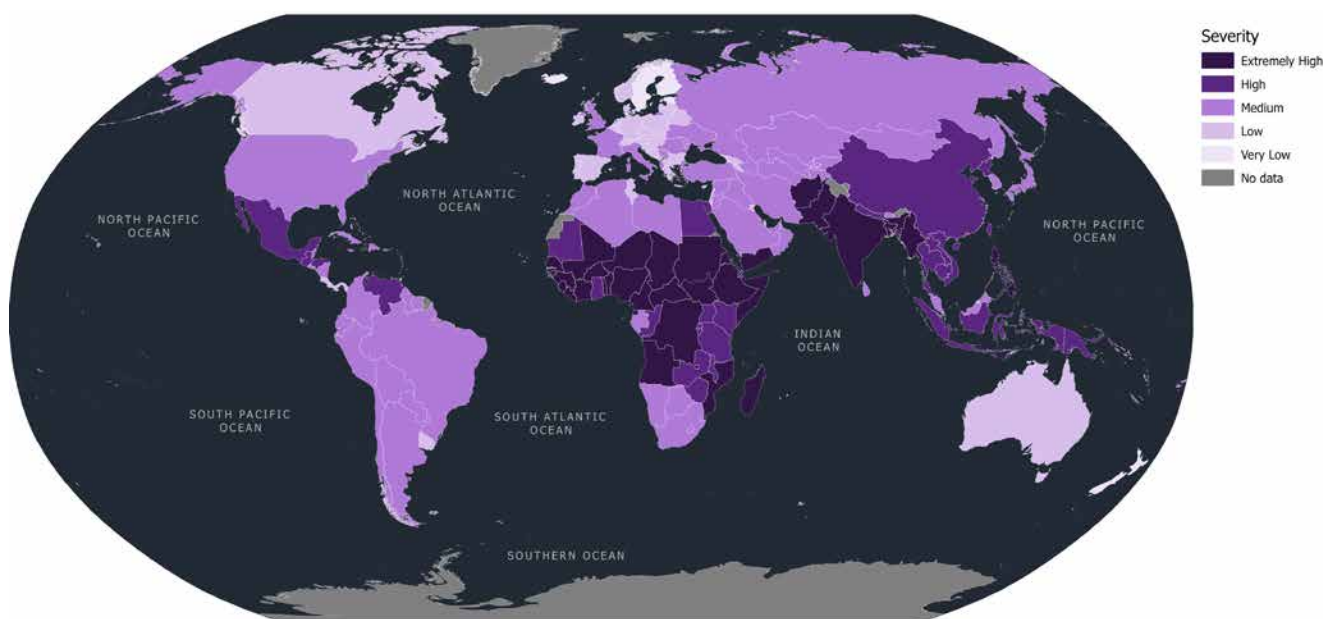
# The climate and environmental crisis is a crisis for children

At the global level, UNICEF released the [Children's Climate Risk Index](#),<sup>120</sup> the first-ever comprehensive view of climate risk from a child rights perspective. Using high-resolution geographical data, the index generates new evidence on how and where in the world children are currently exposed to climate and environmental hazards, shocks and stresses. Modelling in the index concludes that among the best ways to reduce climate risk for the children in the most vulnerable countries is to improve the adaptive capacity and resilience of the social services that children need most – water and sanitation, health care, education, social and child protection. UNICEF emphasizes this point as a key message in its global advocacy efforts.

UNICEF also published a companion report [The Climate Crisis is a Child Rights Crisis](#)<sup>121</sup> to introduce the index and highlight key messages, including:

- Almost every child on earth is now exposed to at least one climate and environmental shock and stress, which are becoming more severe as the impacts of climate change accelerate.
- 850 million children are exposed to at least four of these overlapping climate and environmental hazards, shocks and stresses.
- Approximately 1 billion children living in 33 countries<sup>122</sup> are at an 'extremely high risk' from the impacts of climate change.
- The urgent need for countries to adapt, prepare and build climate-resilient, low carbon social services including in WASH, health care, education nutrition, social protection and child protection.

FIGURE 31: Children's Climate Risk Index map, relative risks of climate change impacts on children, 2021



**Source:** Children's Climate Risk Index (2021). Note: This map does not reflect a position by UNICEF on the legal status of any country or territory or the delimitation of any frontiers.

UNICEF released many other advocacy and knowledge publications on climate, the environment and children in 2021 at global, regional and country levels covering a

range of themes, including child migration and climate, air pollution, WASH and climate, and other themes (see Box).

## Selected UNICEF 2021 advocacy and knowledge products on children, climate and the environment

---

### Children, climate and the environment (general)

- [Children's Climate Risk Index](#)
- [The Climate Crisis is a Child Rights Crisis](#)
- [The Impact of Climate Change on children: A Malaysian perspective](#)

### Children as advocates for change

- [Making Climate Policies for and with Children and Young People](#)
- [A COP Fit for Children: How to support children's participation](#)
- [Try Harder! How young advocates advise on climate action in Latin America and the Caribbean](#)

### Renewable energy

- [Policy Briefs in Support of the High-level Political Forum: Leveraging energy action for advancing the sustainable development goals](#)
- [Renewable Energy Solutions Improve Children's Health and Well-being in Malawi](#)

### Healthy environments for children

- [Healthy Environments for Healthy Children: Global Programme Framework](#)
- [Principles and Policy Guidance on Children's Rights to a Safe, Clean, Healthy and Sustainable Environment in the ASEAN Region](#)

### Climate, migration and fragility

- [Children Uprooted in a Changing Climate](#)
- [Futures at Risk: Protecting the rights of children on the move in a changing climate](#)
- [Tackling a Double-Threat: Children at the front and centre of urban fragility and climate change](#)

### Climate and WASH

- [Why water, sanitation and hygiene must be Top of your Climate Agenda](#)
- [Reimagining WASH: Water security for all](#)

### Children and air pollution

- [The UNICEF East Asia and the Pacific Child-centred Clean Air Solutions guideline](#)
- [Youth booklet: Air Quality: It's time to act!](#)
- [The learning module on air pollution: Let's Talk Air Pollution](#)
- [Adolescents Take Action to Mitigate and Alleviate the Harmful Effects of Air Pollution in Mongolia and Viet Nam](#)

The majority of the world's children breathe air that is considered unsafe, with lifelong impacts on their cognitive and physical development.<sup>123</sup> UNICEF supported advocacy for clean air on the second International Day of Clean Air for Blue Skies (7 September 2021) with a focus on the impacts on children's health and the role of children as change agents. Activities included the launch of the [Air Quality: It's](#)

[time to act!](#) booklet for young climate activists, the hosting of an intergenerational webinar on addressing air pollution in the Latin American and the Caribbean region and, with UNEP, an event on the engagement of women and children at the Third Asia Pacific Clean Air Partnership.

2021 marked the first year of the UNICEF Global Advocacy Priority on climate and water, which focused on placing children in the climate and water narrative and supporting their voices and calls to action with the recognition of youth as central to climate policy. UNICEF carried out a wide range of work under this theme including the release of the 'Reimagining WASH: Water security for all' campaign package,<sup>124</sup> which addresses the growing threat of water scarcity owing to climate change, and the launch of the 'Why Water Sanitation and Hygiene must be Top of your Climate Agenda' advocacy paper for policymakers and the

co-hosting the first-ever WASH pavilion at the COP26 (see *the Climate-resilient WASH section*).<sup>125</sup>

Working with the International Chamber of Commerce, UNICEF organized a private sector forum at the COP26, in which company representatives signed a declaration acknowledging that child rights and the environment are interconnected, and businesses should be part of the solution to address and mitigate the negative consequences of climate change in children's lives globally.<sup>126</sup>

## Supporting every child to be a champion for the environment and climate

The COP26 in Glasgow was an opportunity to highlight the climate crisis as a child rights crisis among world leaders and the global public, and to ensure that children are meaningfully involved in all climate negotiations and decisions. UNICEF accredited over 70 children and young people to attend the conference and participate in discussions and processes, and supported a variety of engagement opportunities including:

- A private meeting between young climate activists and the Secretary-General of the United Nations to stress the importance of children's voices in climate decisions and policies;
- A high-level press conference to provide five young climate activists with a platform to call for ambitious climate action, climate finance for the global south and greater inclusion of young people in climate processes such as the COP26;
- Interviews for 27 young climate activists with more than 15 media outlets;
- The formal acceptance of over 60 letters from children across Latin America calling for urgent climate action handed over by a 12-year-old advocate from Colombia (Francisco Vera).

In collaboration with [YOUNGO](#) (the youth constituency of UNFCCC), UNICEF influenced the Action for Climate Empowerment negotiations, setting out a new 10-year 'Glasgow Work Programme'. The new programme focuses on education, training, public awareness, public participation, public access to information and international cooperation, and incorporates two UNICEF's priorities: an in-session dialogue on the engagement of children and young people, to take place at the Subsidiary Bodies sessions in June 2022, and a call for governments to include youth in their UNFCCC delegations.

UNICEF additionally secured commitment from Honduras, which pledged to support the creation of a 'Climate Champions for Children' group to advance the children's

agenda under UNFCCC processes. UNICEF also partnered with several child-focused agencies to produce [A COP Fit for Children: How to support children's participation](#), which outlines recommendations to ensure that children's meaningful participation is actively included ahead of, during and following COPs.

Through the advocacy work of UNICEF and partners, 32 countries have now become signatories to the Declaration on Children, Youth and Climate Action, which solidifies countries commitments to ensure the meaningful participation of children and youth in climate change processes. Moreover, 61 countries signed the 'Group of Friends' statement committing to increasing the space for children and youth to be part of conversations and decision-making processes related to climate issues in their own countries, as well as through regional and global level processes. Post COP26, UNICEF continued to support the meaningful participation for children and young people in climate decision-making. In December 2021, UNICEF co-hosted the global Forum for Children and Youth and supported two climate-related events: 'Now is the Time: Youth climate activism' led by YOUNGO that highlighted the need to increase climate education and green skills learning in schools, and 'Post-COP26: How climate adaptation action can help the most at risk', which focused on the importance of adaptation solutions to help protect children most at risk.

UNICEF supported the engagement of children and young people on climate in over 100 countries in 2021. While engagement was high in the lead up and around the COP26, countries also aligned climate engagements around other major events, including World Children's Day, UNICEF's 75th anniversary, International Youth Day and World Environment Day. U-Report was the most commonly used platform to engage children and young people and was used across all UNICEF regions. For example, U-Report was used to consult with 214,233 children and young people in 17 countries to ensure that their views and suggestions were taken into consideration in the process of developing UNICEF's Strategic Plan, 2022–2025. Most



Child parliamentarians hand over the Children's Climate Declaration to the Minister of Environment, Forest and Climate Change, the Speaker of the National Parliament and the Parliamentary Caucus on Child Rights in Bangladesh.

U-Reporters (76 per cent) felt that they have a responsibility to tackle climate change and that support for children and young people are needed in the areas of education, awareness raising, social media and campaigning.

These global efforts complemented regional and country activities to advocate the inclusion of children's rights in climate and environmental action. Examples include:

- The completion of Climate Landscape Analysis for Children (CLACs) in Argentina, the Plurinational State of Bolivia, El Salvador, Jamaica, Jordan, Serbia, Ukraine and Viet Nam in 2021, bringing the total number of completed CLACs to 28;
- The creation of online content for World Environment Day and World Humanitarian Day campaigns by children and young people in Indonesia, which attracted more than 1,000 new U-Reporters;
- A U-Report on how young advocates advise on climate action in Latin American and the Caribbean, which compiled the opinions of 498 adolescents and young people in 32 countries across the region;
- A regional survey of 25,826 young people in South Asia to understand youth and child perspectives on climate change and education, and a series of reports titled 'The Heat is On!' examining the direct and indirect impacts of climate change on education systems in the region;
- The participation of young people in a UNICEF-hosted online discussion forum on climate change to mark International Youth Day in Malawi, and on a high-level panel at the Green Climate Conference led by the President of Malawi;
- An exploratory study titled the [Impact of Climate Change on Children: A Malaysian perspective](#), which sheds light on the extent to which national climate policies and plans are child-sensitive, while highlighting gaps and opportunities for action.

## Case Study 11: Strengthening youth advocacy skills for national and global climate policy influence

In July 2021, UNICEF, UNFCCC and YOUNGO provided advocacy training to nearly 200 young international climate activists who were selected to attend the Government of Italy 'Youth4Climate – Driving Ambition' pre-COP26 event.<sup>127</sup>

The online trainings – with breakout sessions in English, Arabic, French and Spanish – aimed to support the delegates at the pre-COP26 event to put forward ideas and concrete proposals to tackle the climate crisis. Building on lessons from UNICEF's Youth Advocacy Guide, the event focused on delegates building their own climate advocacy plans to use nationally and during the COP26. The training built on the [Youth Advocacy Guide](#) process that takes users on a journey from fact-finding to stakeholder engagement; from reading and contributing to policy documents to how to plan and implement advocacy and awareness-raising activities. After the training, many of the participants continued relationship-building, planning, resource acquisition, trainings and networking on the UNDP 'SparkBlue' online community engagement platform.<sup>128</sup>

## Internal sustainability

UNICEF's programmatic and advocacy response to climate change is reinforced by a commitment to 'walk the talk' and work towards environmental sustainability in our own operations. In line with United Nations system reduction targets set in 2019, UNICEF has committed to reduce greenhouse gas emissions by 33.75 per cent by 2025 and 45 per cent by 2030 and to source 40 per cent of its electricity from renewable energy by 2025 and 80 per cent by 2030. UNICEF has a dedicated unit to coordinate efforts to achieve these goals and to roll out eco-efficiency and behaviour change campaigns in offices across all regions.

UNICEF achieved a 34 per cent carbon emissions reduction since 2018, including an exceptional 42 per cent reduction between 2020 and 2019 (partially due to the COVID-19 pandemic) and a 6 per cent reduction between 2020 and 2021 (excluding emissions from freight travel from Copenhagen).

In 2021, UNICEF conducted 13 internal eco-efficiency projects, including solar energy projects in five offices and six resource-use optimization and behaviour change global campaigns. The Fada N'Gourma zone office in Burkina Faso installed a new solar system and replaced air conditioners, which will result in savings exceeding US\$16,000 per year. UNICEF South Sudan installed a solar power plant that now supports the entire electrical load of the office. Before this, the office functioned without access to grid electricity, relying completely on generators and spending US\$200,000 annually on diesel fuel.

A total of 91 UNICEF offices have implemented partial or full solar systems in 2018–2021. UNICEF plans to solarize an additional 10 facilities each year through 2030. To do so, it is developing a financing model for solar leasing that will support at-scale solarization.

UNICEF is also implementing energy-efficiency standards in new construction projects and has installed smart energy meters in 11 offices to streamline and digitalize the process of collecting energy data, reduce data collection errors due to manual encoding and increase reliability of data reporting. Smart meters will be installed in all remaining UNICEF offices by the end of 2022.

Under the new UNICEF Strategic Plan, all country offices will start reporting on the environmental sustainability in their programmes through a new dedicated monitoring indicator. UNICEF has developed draft policy and procedures on environmental sustainability (as part of the broader Environmental and Social Standards programme), contextualized it with UNICEF's regulatory and programming processes and identified opportunities to incorporate environmental sustainability across programmes and operations. UNICEF is also ensuring alignment with the frameworks of major funding partners (including the World Bank and the KfW Development Bank), international obligations and best practices, and is coordinating efforts within United Nations inter-agency groups. UNICEF is also coordinating efforts across the organization and is providing a range of support to regional and country offices.



© UNICEF/UN0407335/Owoicho

# High-level priorities

Umairia Salisu, 9 years old, shows off her washed hands at Central Primary School, Adamawa state, Nigeria, which receives support from the European Union-funded UNICEFWASH programme.

# Strategic Plan, 2022–2025

The new [Strategic Plan](#) defines how UNICEF will contribute to [child-related SDGs](#) over the next four years, defining the pathways to achieve an inclusive recovery from the impact of the COVID-19 pandemic and, ultimately, the realization of a society in which every child is included and has agency, opportunity and their rights fulfilled.

The new Strategic Plan has five goal areas that set out measurable results for children, especially the most excluded, including in humanitarian crises and fragile situations, and define the change strategies and enablers that support their achievement.

FIGURE 32: Strategic Plan, 2022–2025, goal areas



Source: UNICEF (2021).

Most of the programmatic areas of Goal Area 4 from the Strategic Plan, 2018–2021, are incorporated into Goal Area 4 of the new Strategic Plan, including WASH; climate, energy and the environment; and DRR.

Goal Area 4 has three result areas:

- Result Area 1: Sustained access to safe water, sanitation and hygiene services and practices for all children and adolescents, particularly the most disadvantaged and those living in humanitarian and fragile contexts.
- Result Area 2: Strengthened and resourced WASH systems and empowered communities for gender-equal, inclusive, affordable and sustainable services to meet the rights of all children and adolescents, particularly the most disadvantaged and those living in humanitarian and fragile contexts.
- Result Area 3: Increased and enhanced child-sensitive programmes to address climate change, disaster risks and environmental degradation that meet the rights of all children and adolescents, particularly the most disadvantaged and those affected by humanitarian and fragile contexts.

Cross-cutting principles have been incorporated throughout the new Strategic Plan and within Goal Area 4, as follows:

- Climate action: Goal Area 4 incorporates UNICEF’s cross-sectoral work on climate change and WASH climate-resilient programming. Climate action is thus an intrinsic part of Goal Area 4 and is one of the key shifts being made, with increased synergies between the WASH and CEED (Climate, Environment, Energy, and Disaster Risk Reduction) components of Goal Area 4 and significant scaling-up and acceleration of initiatives that impact both, such as Reimagining WASH: Water Security for All.
- Gender and disability: Action on climate change, disaster risk, energy access and environmental sustainability that truly serve the needs of a community must consider the particular vulnerabilities of women and girls, and adults and children with disabilities, across rural and urban contexts.
- Resilience and peacebuilding: Working within the humanitarian–development nexus to strategically shift to integrate peacebuilding into WASH programming is planned as one of the outputs of

Result Area 2. UNICEF will continue to play a critical role in strengthening leadership and accountability for coordination around the CCCs.

- Biodiversity and ecosystems: Biodiversity and ecosystems feature prominently across many of the SDGs, including SDG 6. Reimagining WASH: Water Security for All contributes directly to this work.

## WASH in the Strategic Plan, 2022–2025

### Strategic programming shifts

Building on the 2019 midterm review process<sup>129</sup> and the UN-Water SDG Accelerator Framework,<sup>130</sup> the WASH programme has identified five key strategic shifts in its direct programming approach that will continue into the new Strategic Plan:

1. Making all WASH programming climate-resilient and addressing increasing water scarcity as per the UNICEF Water Game Plan and the 'Reimagining WASH: Water Security for All' initiative, while engaging with a broad spectrum of partners to leverage innovative resources and approaches.
2. Addressing the full ambition of the SDGs towards universal access to safely managed sanitation and hygiene services and practices, especially on maintaining the push towards the elimination of open defecation, building on the momentum developed under the COVID-19 response to push for strengthened Hand Hygiene for All initiatives and continuing efforts on market shaping.
3. Accelerating the scale-up of WASH in health-care facilities and schools through increased commitment and investment in national plans.
4. Linking life-saving WASH needs with sustainable development solutions and peacebuilding, while working with young people to drive this change.
5. Increasing the focus on strengthening the enabling environment, including policies, financing, market development, delivery capacity, knowledge management and learning, and supporting national and subnational governments to deliver on the SDGs.

### A focus on systems-strengthening

The underlying premise of the WASH component in the new Strategic Plan is that the world will not achieve SDG 6 without strengthening systems to deliver and sustain universal WASH services. Five years into the SDGs, and while most countries have aligned national targets, policies and plans with the ambitious SDG 6.1 and 6.2 targets, it is clear that far fewer countries have adequate systems and finances to implement these targets. Areas of concern include weak public financial systems and lack of public

financing, poor regulatory oversight to control quality and continuity of services, high proportion of services delivered by informal providers and weak monitoring and review systems to ensure that services are reaching the most vulnerable. Another area of particular concern is the lack of data available from a significant number of countries, including comprehensive baseline estimates for safely managed water supply and sanitation, basic hygiene and basic WASH in schools and health-care facilities.

Therefore, UNICEF will focus its efforts on systems-strengthening at the country, regional and global levels in the new Strategic Plan, which includes a new programming framework of outcomes, outputs, indicators and targets (under Result Area 2 of Goal Area 4) designed to guide UNICEF work in 2022–2025 and to measure and assess results.

### Internal resources for achieving WASH targets

A number of internal resources are being strengthened to achieve the level of ambition of the new Strategic Plan, including:

- Knowledge management: The new Strategic Plan continues to emphasize that evidence and knowledge management are key change strategies towards the attainment of WASH goals. The Global Virtual Knowledge Management team has been activated to contribute to these themes, and the WASH Knowledge Management strategy has been updated to facilitate this process.
- Capacity-building: Building a dynamic and inclusive global WASH team continues to be an important enabler towards the attainment of UNICEF's 15-year WASH strategy. The WASH team's vision for capacity development is for UNICEF to be a thought leader in WASH and a partner of choice to support sector processes in the pursuit of the SDGs.
- Talent review and management: the most important asset of UNICEF WASH programme is its over 700 staff. The Talent Management Initiative involves addressing staff mobility, advancement, pro-active succession planning and increased geographic



diversity and inclusion across the WASH workforce over the coming years.

- Resource mobilization: The cost of delivering the Goal Area 4 programme over the coming four-year cycle is estimated at US\$4.4 billion, or just over US\$1 billion per year, 83 per cent of which needs to be funded by new resources beyond UNICEF's core budget.

The UNICEF WASH team, in close collaboration with colleagues in country offices, regional offices, the Private Fundraising and Partnerships and Public Partnership divisions, along with National Committees for UNICEF, are working under a new resource mobilization strategy for WASH to leverage the required resources.

## Climate, energy, environment and DRR in the Strategic Plan, 2022–2025

---

The new Strategic Plan recognizes that climate change and environmental degradation are existential threats to a child's ability to survive, grow and thrive. It draws stronger links between climate change and DRR, recognizing that children increasingly need holistic solutions that address sudden-onset impacts of disasters, including those that are exacerbated by climate change such as hurricanes and floods, and resilient solutions that promote climate-smart development for the long-term. The new Strategic Plan activates all of UNICEF's levers of impact on these issues: global programmes, advocacy and communications infrastructure and the operations and the supply chain. To support these results, UNICEF has established a dedicated thematic fund on climate and the environment.

In the new Strategic Plan, climate, energy, environment and DRR are cross-cutting priorities (and thus embedded within each Goal Area), and programming will focus on interventions where UNICEF has demonstrated its ability to deliver at scale. Goal Area 4 includes a dedicated Results Area 3 that tracks the broader outcome of child-sensitive climate/environment and DRR government policies as well as cross-sectoral child-sensitive programming, strengthening of systems for disaster preparedness and

UNICEF's support to young people to be climate and environmental champions.

Climate change is one of the four global advocacy priorities in the new Strategic Plan. The Strategic Plan, 2022–2025, includes an explicit target to reduce carbon emissions year-on-year, in congruence with the Secretary-General's call for the United Nations system to be net-zero, and an additional target to ensure that environmental and social standards are instituted organization-wide.

Improving DRR through the collaborative development and use of improved evidence with age-and sex-disaggregated data available on open-access platforms is a high priority, which UNICEF will continue to stress through collaboration with partners and direct support including, for example, the development of subnational risk information for the Index for Risk Management (INFORM). Additionally, UNICEF will strengthen DRR partnerships that leverage and contribute co-benefits to the climate change agenda and reduce humanitarian needs through strengthened, climate-calibrated preparedness efforts.

## HDP nexus programming in the Strategic Plan, 2022–2025

---

HDP nexus programming cuts across all goal areas and contexts, with programming to contribute to crisis prevention and preparedness, build resilient systems and strengthen social cohesion and accountability to affected populations. During the four-year Plan period, UNICEF will build organizational capacity to increasingly and continuously risk inform its own programmes, including through increased capacity to work across the HDP nexus. Focus will also be put on leveraging UNICEF's unique

position to support HDP nexus programming by building on core assets, including the UNICEF dual mandate and rights-based approach, a large and decentralized country-level presence and significant cross-system coordination function before, during and after crises.

Under the new Strategic Plan, UNICEF will:

- Undertake child-sensitive, multi-hazard risk analyses jointly with partners to inform both humanitarian and

development strategies, strengthening the resilience to shocks and stresses by identifying and addressing the root causes and drivers of risk, including vulnerabilities, lack of capacity and exposure to various shocks and stresses.

- Support common needs assessments and analyses of risks related to disasters, conflict, climate change and other shocks, and corresponding risk-informed programming with partners (including local actors), including through contributions to collective outcomes.
- Strengthen shock-responsive social protection systems, including by providing cash transfers in emergencies.
- Invest in strengthening the capacities of local actors (national and local authorities, civil society organizations and communities), including mobilizing and cascading flexible funding.
- Ensure digitization and simplification of partnership processes to facilitate better collaboration, analysis, management and oversight to partners supporting programming across the HDP nexus.
- Work with bilateral and multilateral partners to enhance cooperation, coherence, coordination and complementarity between development, DRR, humanitarian action and contributions to social cohesion and peace.

In the new Strategic Plan, peacebuilding is a cross-cutting programme that addresses the root causes of conflict to sustain peace for the long term. Under the new Strategic Plan, UNICEF will:

- Strengthen its focus on preventing conflict and reducing fragility by more deliberately harnessing the significant peacebuilding impact of child-centred social services, particularly in the areas of education, WASH and social and child protection.
- Continue to support young people's unique role as agents of peace in their communities and societies, including by strengthening linkages between at-scale skills development programmes, civic engagement and meaningful participation in decision-making.
- Mainstream and systematize the use of conflict analysis and conflict sensitivity in fragile and conflict-affected settings, and ensure its clearer integration in multi-hazard, risk-informed programming approaches for Country Offices.
- Ensure that UNICEF's support to address COVID-19's continued health and socioeconomic impacts is conflict sensitive and integrates a robust focus on preserving and strengthening trust and social cohesion.

## Urban and local governance programming in the Strategic Plan, 2022–2025

---

The new Strategic Plan anchors the urban and local governance programming within Goal Area 5 on Social Policy and Social Protection, highlighting the importance of subnational and local governance programming for poverty reduction, enhanced social protection and improved social cohesion. The new multisectoral subnational and local governance programming guide for UNICEF Country Offices and National Committees, the revised Urban Strategy Note and the Urban Programming Procedure will strengthen programming coherence and achieve effective and sustainable outcomes for children at the subnational and local levels in urban and rural areas.

UNICEF will continue to strengthen the capacity of governance systems at the national, subnational and local levels that support effective planning, budgeting and the delivery of child-sensitive social services. Approaches will be tailored to different contexts, including

urban areas and informal settlements, identifying policy solutions that enhance accountability mechanisms for children, adolescents, parents and caregivers. With rapid urbanization trends and increasing informality, the urban programming will expand with the objective of better integrating the needs of children living in slums into urban policies, planning standards and governance systems.

Focus will be placed on enhancing the role of local governance structures and all local stakeholders in fragile and humanitarian settings through supporting local systems and capacities for preparedness and response in crises. Partnerships and engagement with other United Nations agencies and global and regional local government associations such as United Cities and Local Governments (UCLG) will be enhanced through the support for advancing Local 2030 Agenda and the SDG localization process.

# Abbreviations and acronyms

<b>AfDB</b>	African Development Bank	<b>OECD</b>	Organisation for Economic Co-operation and Development
<b>AMCOW</b>	African Ministers' Council on Water	<b>OHCHR</b>	Office of the United Nations High Commissioner for Human Rights
<b>ASWA</b>	Accelerating Sanitation, Hygiene and Water for All	<b>PBF</b>	Secretary-General's Peacebuilding Fund
<b>CCCs</b>	Core Commitments for Children in Humanitarian Action	<b>SDG</b>	Sustainable Development Goal
<b>CWIS</b>	Citywide Inclusive Sanitation	<b>SEA</b>	sexual exploitation and abuse
<b>COP26</b>	26th United Nations Climate Change Conference of the Parties	<b>SIWI</b>	Stockholm International Water Institute
<b>COVID-19</b>	coronavirus disease 2019	<b>SMQ</b>	strategic monitoring question
<b>DRR</b>	disaster risk reduction	<b>Stockholm WWW</b>	Stockholm World Water Week
<b>GBV</b>	gender-based violence	<b>SWA</b>	Sanitation and Water for All
<b>GCF</b>	Green Climate Fund	<b>UNDP</b>	United Nations Development Programme
<b>GP</b>	Gram Panchayat	<b>UNESCO</b>	United Nations Educational, Scientific and Cultural Organization
<b>HDP</b>	Humanitarian–Development–Peace	<b>UNFCCC</b>	United Nations Framework Convention on Climate Change
<b>IDS</b>	Institute for Development Studies	<b>UNFPA</b>	United Nations Population Fund
<b>IPC</b>	infection prevention and control	<b>UNHCR</b>	United Nations High Commissioner for Refugees
<b>IPCC</b>	Intergovernmental Panel on Climate Change	<b>WASH</b>	water, sanitation and hygiene
<b>IRC</b>	International Water and Sanitation Centre	<b>WASH BAT</b>	WASH Bottleneck Analysis Tool
<b>JMP</b>	WHO–UNICEF Joint Monitoring Programme for Water Supply, Sanitation and Hygiene	<b>WASH FIT</b>	Water and Sanitation for Health-care Facility Improvement Tool
<b>MHH</b>	menstrual health and hygiene	<b>WASHNORM</b>	WASH National Outcome Routine Mapping
<b>NAP</b>	National Adaptation Plan	<b>WHO</b>	World Health Organization
<b>NDC</b>	Nationally Determined Contribution		
<b>NGO</b>	non-governmental organization		
<b>ODF</b>	open defecation free		

# Annex 1: Financial report\*

\*All funding data are provisional as of 1 April 2022, pending audit and certification.

This financial report details income and expenses for Goal Area 4 in 2021. It is presented in three parts:

- An overall summary report for UNICEF income and expenses
- A report on water, sanitation and hygiene (WASH) income and expenses
- A report on income and expenses for disaster risk reduction (DRR), urban and local governance, and climate, energy and the environment output areas (referred to in this financial annex as Safe and Clean Environment income and expenses).

## Part I: Overall UNICEF income and expenses

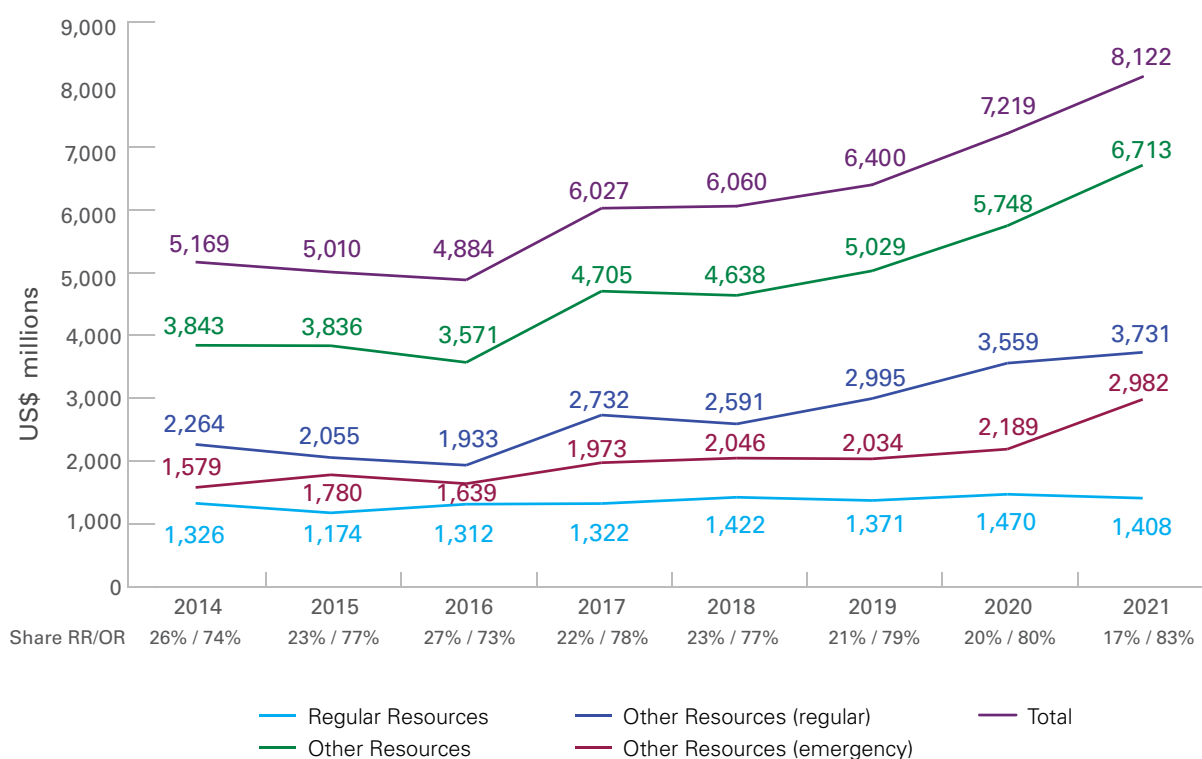
---

### UNICEF income in 2021

In 2021, UNICEF income reached over \$8 billion for the first time. This was achieved within the context of economic uncertainty created by COVID-19, cuts to UNICEF's income by some key donors and new realities in almost all of UNICEF's programme as well as donor countries resulting from the pandemic. This is a testament to the faith and trust that UNICEF's public and private resource partners have in the organization and its ability to effectively undertake its mandate, even in the most challenging of circumstances. Unfortunately, UNICEF's record-breaking income in 2021 also aligns with record-breaking needs of children. The impact of COVID-19 continued to exacerbate children's vulnerabilities in 2021 and widened the gaps in reaching the SDGs.

The growth in total income was driven by an increase in earmarked funds to specific programmes (other resources) income, which grew by 17 per cent, up from US\$5,748 million in 2020 to US\$6,713 million in 2021. Despite the organization's call for increased flexibility in light of the unprecedented demands of the pandemic, un-earmarked core resources (regular resources) income decreased, to US\$1,408 million in 2021, compared with US\$1,470 million in 2020. As such, RR as a proportion of overall income has steadily decreased, from 23 per cent in 2018 to only 17 per cent in 2021. This is almost entirely due to increased earmarking of public sector resources (*see Figure A1-1*).

FIGURE A1-1: Income, by funding type, 2014–2021\*



\* Note: Figures are based on 'income' which here represents contributions received from public sector and revenue from private sector and other income.

'Other resources' contributions increased by 17 per cent compared to 2020, and contributions to UNICEF's thematic funding pools increased by 73 per cent, from US\$438 million in 2020 to US\$756 million in 2021. Thematic funding also increased as a percentage of all 'other resources', from 8 per cent in 2020 to 12 per cent in 2021. This is 3 per cent below the milestone target set out in the UNICEF Strategic Plan, 2018–2021, of thematic funding being 15 per cent of all 'other resources' in 2021. The increasing overall amount of thematic funding, as well as increasing ratio of thematic funding as a percentage, is a result of both an increase in non-humanitarian thematic funding and an increase in humanitarian thematic funding driven by the COVID-19 pandemic. This trend is encouraging and in line with the Funding Compact commitments. In the Funding Compact between governments and the United Nations Sustainable Development Group, the United Nations Member States have committed to double the share of non-core contributions that are provided through single agency thematic, such as UNICEF's thematic funding pools. In alignment with this commitment, UNICEF Strategic Plan, 2022–2025, aims to double thematic funding as a share of all 'other resources' by 2025. To reach this goal, UNICEF encourages partners to channel more contributions through these softly earmarked funds.

**'Income'** includes contributions received in a given year from public sector partners (governments, European Commission, inter-organizational arrangements, global programme partnerships and international financial institutions) and revenue from private sector partners. UNICEF uses income for the preparation of the financial framework, which forms a part of the UNICEF Strategic Plan. Income is not part of the audited UNICEF financial statements.

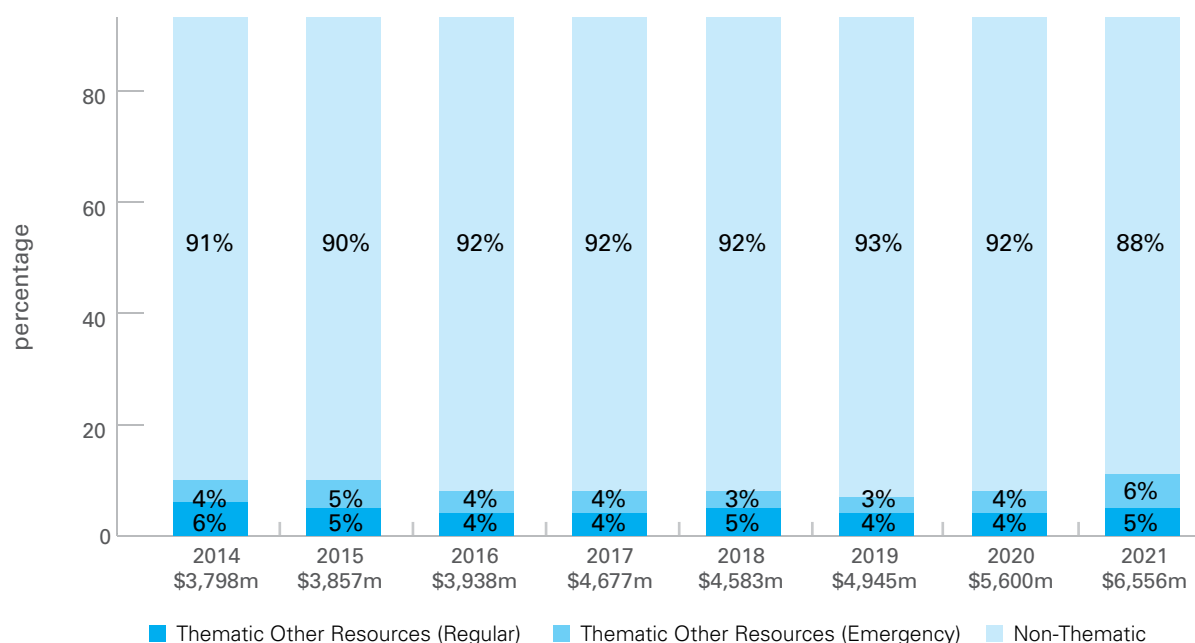
**Regular resources (RR)** are un-earmarked funds that are foundational to deliver results across the Strategic Plan.

**Other resources (OR)** are earmarked contributions for programmes; these are supplementary to the contributions in un-earmarked RR and are made for a specific purpose such as an emergency response or a specific programme in a country/region.

**Other resources – regular (ORR)** are funds for specific, non-emergency programme purpose and strategic priorities.

**Other resources – emergency (ORE)** are earmarked funds for specific humanitarian action and post-crisis recovery activities.

FIGURE A1-2: Other resources contributions, share of thematic funding, 2014–2021\*



\*Note: 2014–2016 contributions restated to reflect change in accounting policy for comparison with 2017–2021.

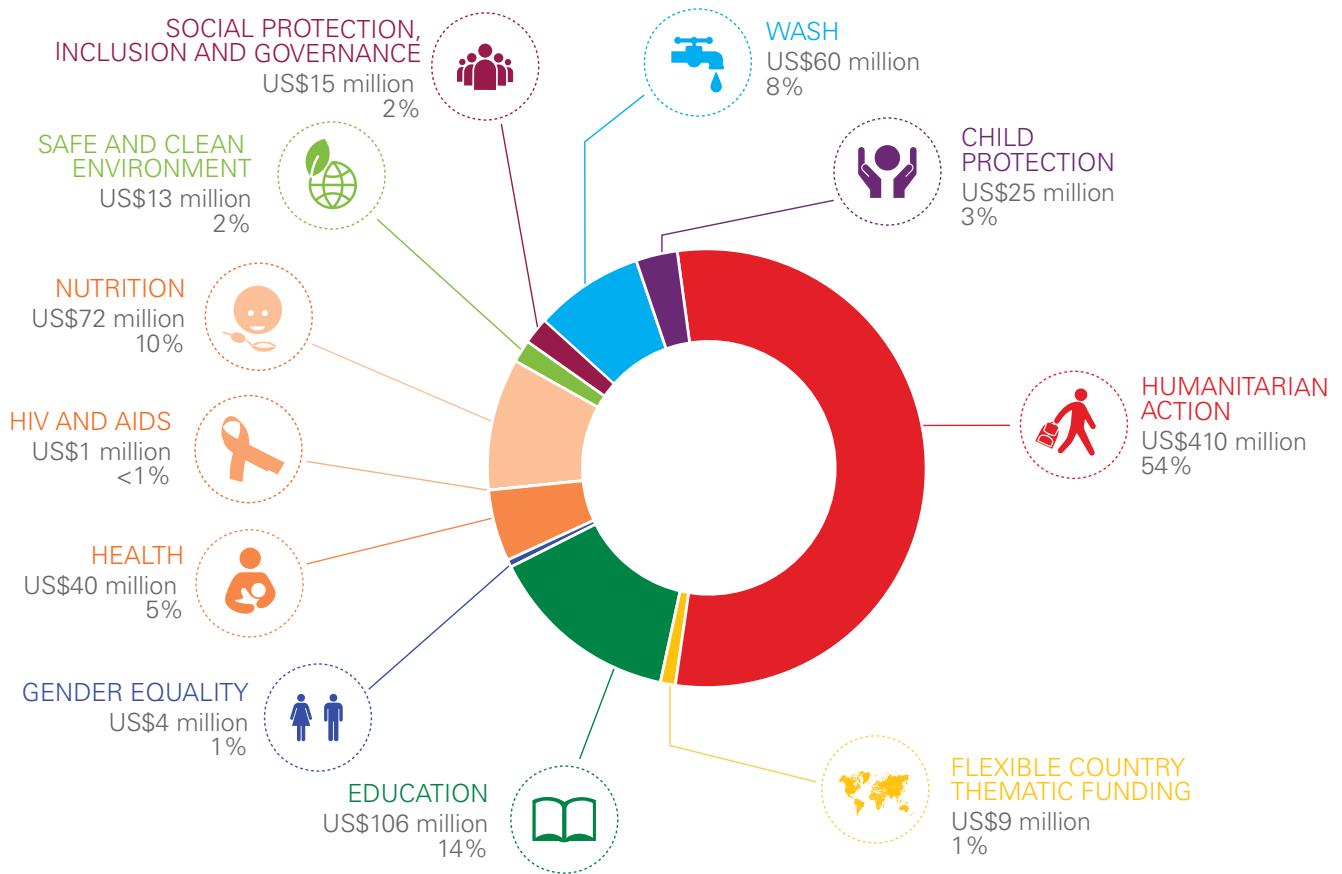
Thematic funding remains a critical source of income for UNICEF programme delivery. Through thematic funding contributions at the global, regional and/or country levels, partners support UNICEF-delivered results at the highest programme level in each of those contexts for the greatest impact. They act as an ideal complement to regular resources, as they can be allocated on a needs basis. The flexibility of thematic funding allows UNICEF to respond more effectively. It facilitates longer-term planning, sustainability and savings in transaction costs, leaving more resources for UNICEF programmes.

For partners, contributions to UNICEF’s 10 thematic funding pools are in keeping with the principles of good multilateral resource partnerships. Thematic contributions have the greatest potential of ‘other resources’ to produce high-level results directly aligned to the Strategic Plan, as endorsed by the UNICEF Executive Board and supported by the aims

of the Paris Declaration on Aid Effectiveness. They yield a higher return on investment than more tightly earmarked contributions, as lower management and reporting costs result in a larger percentage of funds going towards programming. They also simplify renewal and allocation procedures and reduce the administrative monitoring burden for partners.

Overall contributions to the thematic funding pools increased from US\$438 million in 2020 to US\$756 million in 2021. The largest public sector contributors to the thematic funding pools in 2021 were the Governments of Germany, Sweden and Norway, while the largest private sector contributions were facilitated by the US Fund for UNICEF, the Danish Committee for UNICEF and the German Committee for UNICEF. More information on thematic funding and how it works is available on the [UNICEF Thematic Funding webpage](#).

FIGURE A1-3: Thematic contributions, by thematic pool, 2021: \$US756 million

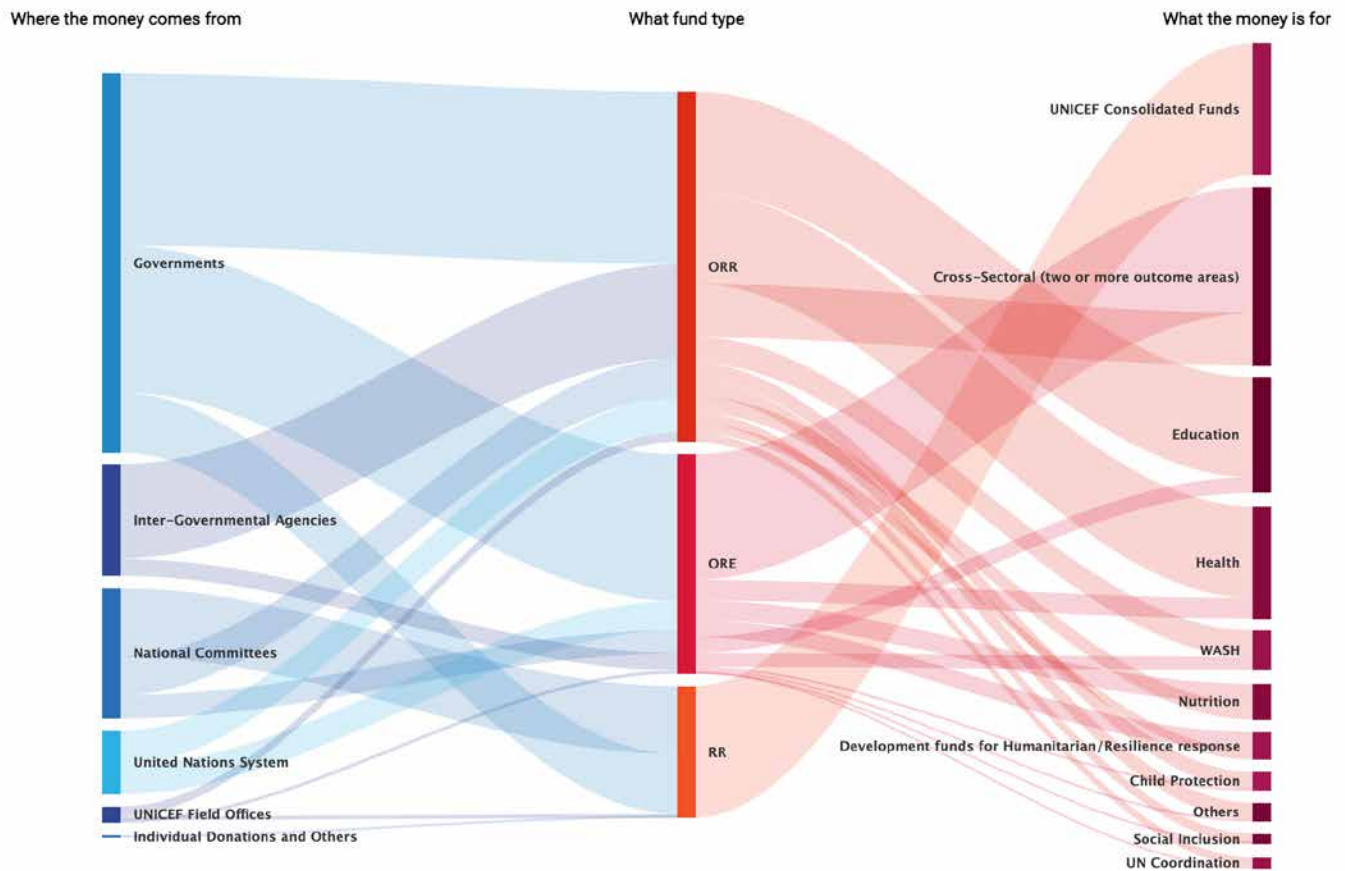


The allocation and expenditure of all thematic funding contributions can be monitored on the [UNICEF Transparency Portal](#), and the results achieved with the funds, assessed against Executive Board-approved targets and indicators at the country, regional and global levels, are consolidated and reported across the suite of Global Annual Results Reports.

Specific reporting for country and regional thematic funding contributions is provided separately for partners giving at those levels.

## Transparency:

Follow the flow of funds from contribution to programming by visiting the [UNICEF Transparency Portal](#).



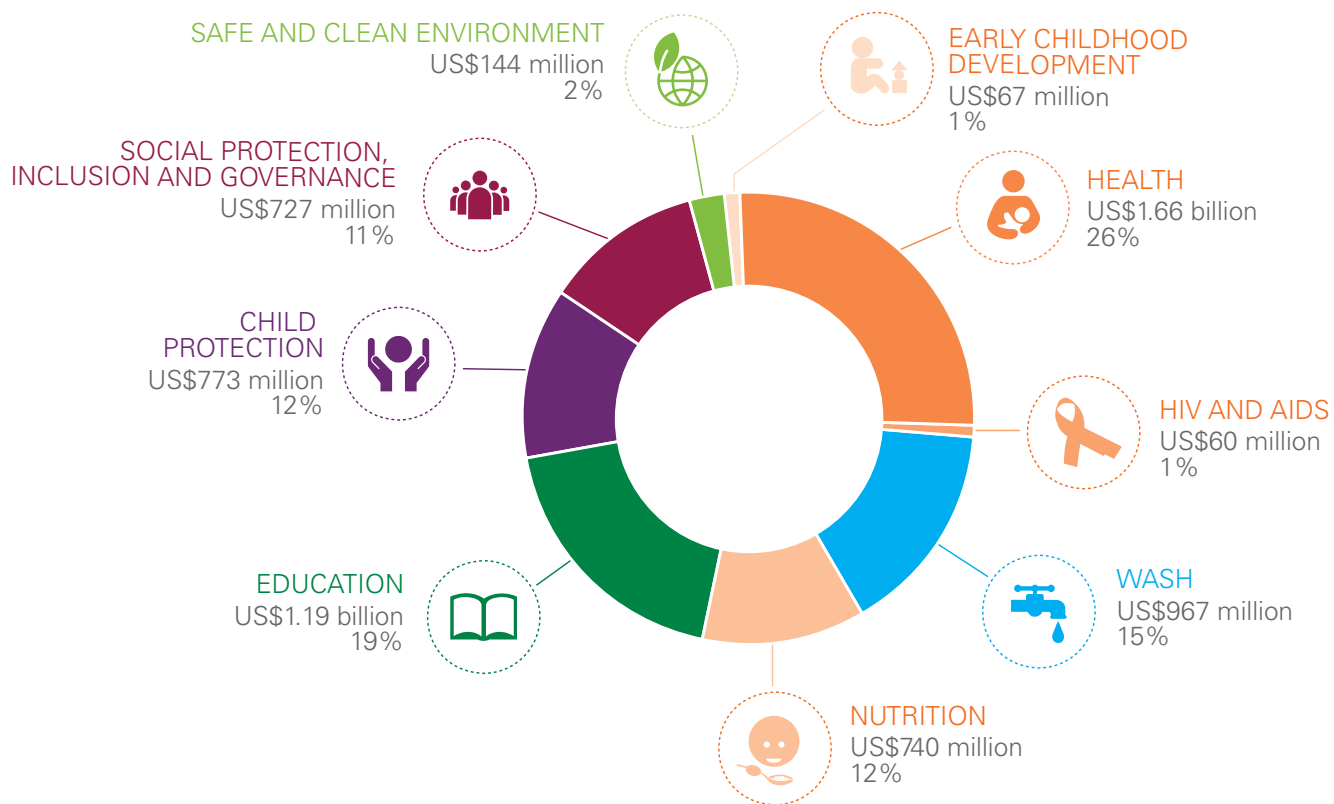
## UNICEF expenses in 2021

Of note, expenses are higher than the income received because expenses are comprised of total allotments from regular resources and other resources (including balances carried over from previous years). In 2021, total expenses for UNICEF programmes amounted to US\$6.33 billion.

**‘Expenses’** are recorded according to IPSAS standards and are accrual based. These are used for official financial reporting. ‘Expenditures’ are recorded on a modified cash basis. They are used for budget reporting, since they are aligned with cash disbursements and goods receipts (the way budgets are consumed).



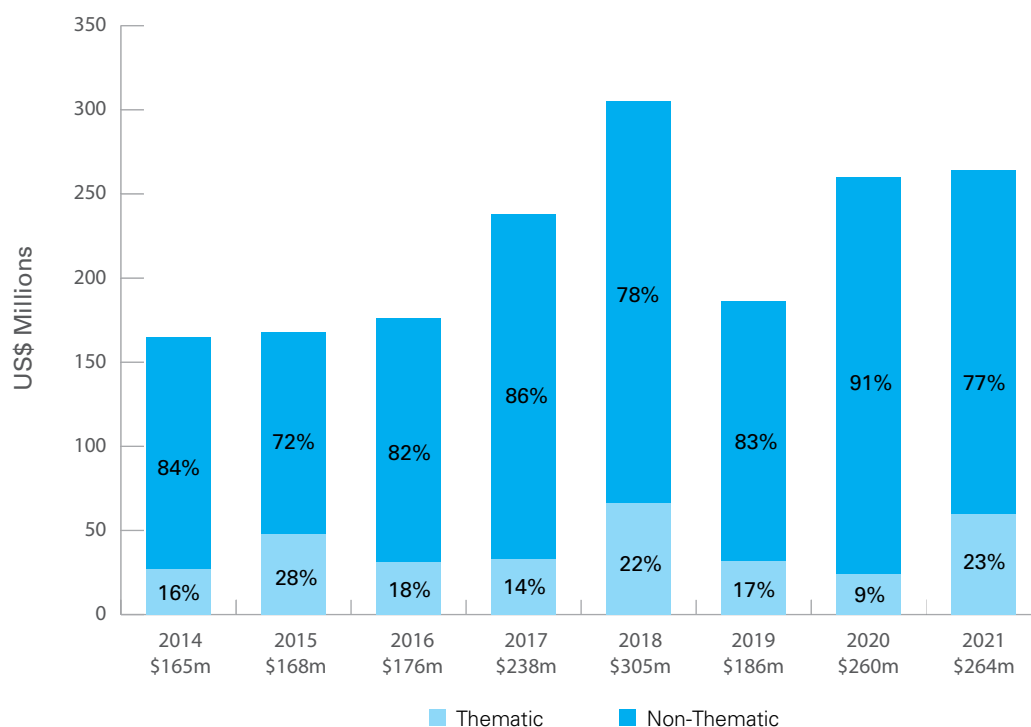
FIGURE A1-4: Total expenses by strategic outcome area, 2021



## Part II: WASH financial report

### WASH income in 2021

FIGURE A1-5: WASH 'other resources – regular' contributions, 2014–2021



In 2021, partners contributed US\$264 million 'other resources – regular' for WASH – a 2 per cent increase over the previous year. Public sector partners contributed the largest share of 'other resources – regular' to WASH, at 89 per cent. The top five resource partners to WASH in 2021 were the Government of Germany, the European Commission, and the Governments of the Netherlands, Sweden and the United Kingdom of Great Britain and

Northern Ireland (*see Table A1-1*). The largest contributions were received from the Government of Germany for WASH thematic funding in Afghanistan and for WASH Phase IV in Lebanon, and from the Government of the Netherlands for Accelerating Sanitation and Water Supply for All II (ASWA II) (*see Table A1-2 and the body of the report for results on these programmes*).

FIGURE A1-6: Total WASH funds received, by type of resource partner, 2021: US\$264 million

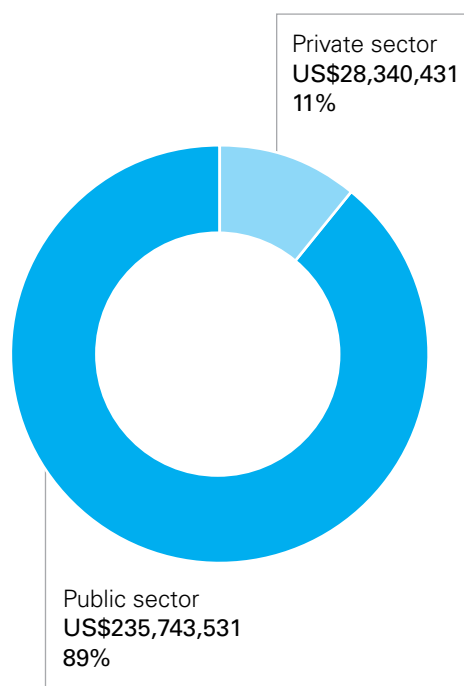


TABLE A1-1: Top 20 resource partners to WASH by total contributions, 2021

Rank	Resource Partners	Total (US\$)
1	Germany	92,349,885
2	European Commission	42,338,396
3	Netherlands	37,205,865
4	Sweden	21,197,355
5	United Kingdom	16,510,436
6	United States	11,372,358
7	United Kingdom Committee for UNICEF	6,610,557
8	United States Fund for UNICEF	5,914,893
9	Republic of Korea	5,650,788
10	Spanish Committee for UNICEF	3,996,788
11	World Bank	2,520,503
12	Japan Committee for UNICEF	2,408,889
13	United Nations Joint Programme	1,948,284
14	German Committee for UNICEF	1,848,002
15	New Zealand Committee for UNICEF	1,713,848

**FIGURE A1-1: (continued)**

16	Danish Committee for UNICEF	1,579,675
17	Finland	1,452,785
18	Italy	1,211,871
19	Kuwait	1,200,000
20	Switzerland	1,182,040

**TABLE A1-2: Top 20 contributions to WASH, 2021**

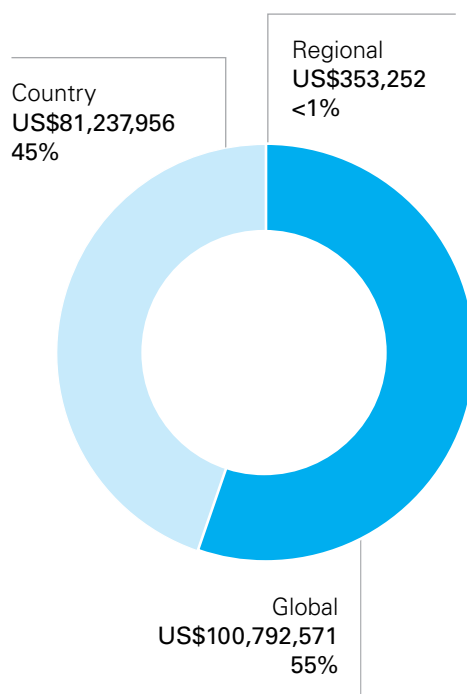
Rank	Total (US\$)	Grant Description	Resource Partners
1	28,153,153	WASH Thematic Funding, Afghanistan	Germany
2	26,000,000	Accelerating Sanitation and Water Supply for All II (ASWA II) – Towards Universal Access to WASH	Netherlands
3	21,073,053	WASH Phase IV, Lebanon	Germany
4	18,238,527	Sustaining Continuity of Public Water Services within a Multiple Crisis Context, Lebanon	European Commission
5	16,891,892	Integrated Program for Strengthening Resilience and Social Cohesion in Darfur, Sudan*	Germany
6	16,510,436	Accelerating Sanitation and Water Supply for All II (ASWA II)	United Kingdom
7	15,202,703	Resilience and Social Cohesion in Northeast Nigeria*	Germany
8	14,869,464	EU Response to Health and Socioeconomic Impact of COVID-19 in the IGAD (Intergovernmental Authority on Development) Region*	European Commission
9	14,759,712	Global WASH Thematic Funding	Sweden
10	14,201,197	Strengthening Community Resilience in South Sudan Urban Settings*	Germany
11	11,512,779	COVID-19 Crisis Response Programme II, India*	Germany
12	11,149,764	Strengthening National Systems for Improved Access to Equitable and Integrated Basic Services, Iraq*	Germany
13	10,587,194	WASH, Tajikistan	European Commission
14	9,510,677	Enhancing Access to WASH Services in Luapula Province, Zambia	Germany
15	7,804,835	WASH Phase III, Lebanon	Germany
16	7,804,835	Support to Internally Displaced in Yemen*	Germany
17	6,689,858	Improving the Well-being of Conflict-affected Children and Families in Sudan's Blue Nile and South Kordofan States*	Germany
18	6,472,800	Mitigating the Effects of COVID-19 through Nutrition, WASH and Protection, Afghanistan*	European Commission
19	6,385,286	Support to Strong Girls, Strong Communities, Sudan*	Canada
20	6,236,023	Building Rohingya Refugee and Host Community Resilience in Cox's Bazar, Bangladesh*	European Commission

\*Note: Cross-sectoral grants SC210718, SC210728, SC190741, SC190728 (Health, Nutrition, Education, Child Protection, WASH), SC200739 (Health, Child Protection, WASH), SC200683 (Health, HIV and AIDS, WASH, Gender Equality), SC2100667 (Health, Education, Child Protection, WASH, Social Protection), SC210677 (Education, Child Protection, WASH), SC210017 (Nutrition, Child Protection, WASH), SC210248 (Education, Child Protection, WASH, Gender Equality), SC190011 (Nutrition, Education, WASH)

UNICEF thematic funds maintain a four-year funding period that covers the entire Strategic Plan, 2018–2021. Throughout the Strategic Plan period, thematic funding contributions for WASH reached US\$182.4 million, with US\$60.4 million received in 2021, of which close to 91 per

cent came from public sector partners. The Government of Germany was the largest thematic resources partner in 2021, providing 56 per cent of all thematic WASH contributions received (see *Table A1-3*).

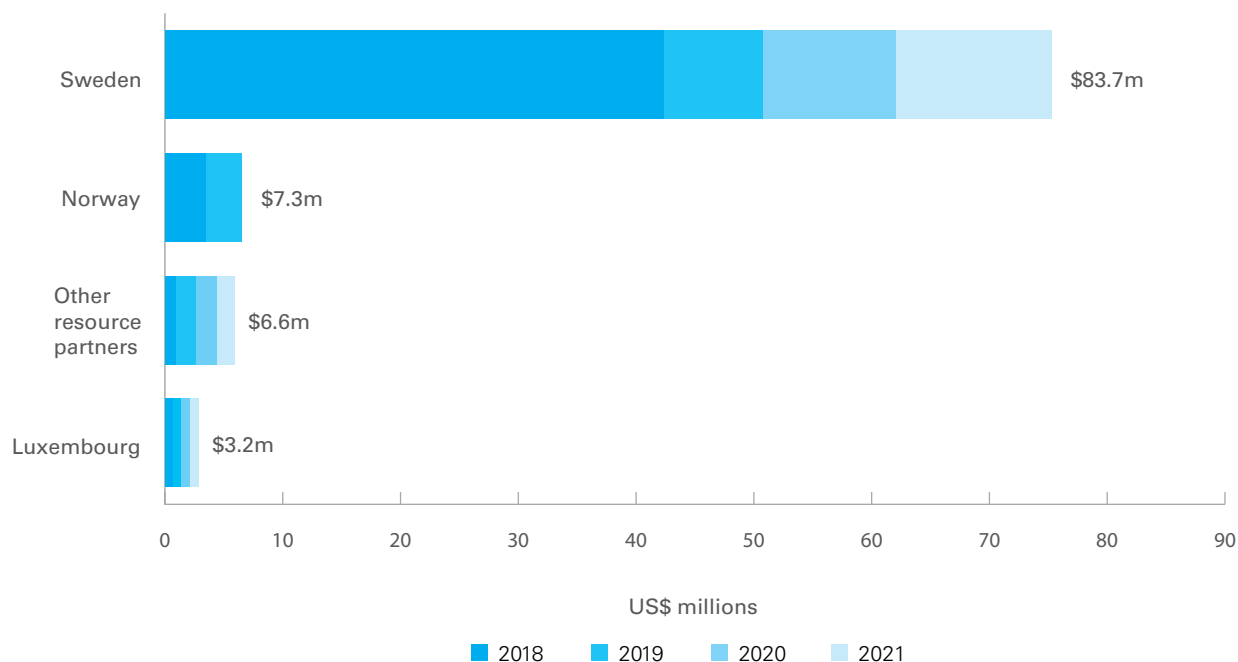
FIGURE A1-7: WASH thematic funding contributions, at country, regional and global levels, 2018–2021



Of all thematic WASH contributions that UNICEF received in 2018–2021, 55 per cent were global-level contributions. These are the most flexible sources of funding to UNICEF

after regular resources and can be allocated across regions to individual country programmes, according to priority needs (see *Figure A1-7*).

FIGURE A1-8: Spotlight on global WASH thematic funding contributions, 2018–2021



Under the 2018-2021 UNICEF Strategic Plan, the Government of Sweden has contributed 83 per cent of all global WASH thematic funding.

UNICEF is seeking to broaden and diversify its funding base (including thematic contributions) and encourages all partners to give as flexibly as possible. In 2021, 25

partners contributed thematic funding to WASH, compared to 27 partners contributing in 2020. Sizeable thematic contributions were received from the Government of Germany for WASH activities in Afghanistan, Burkina Faso and Madagascar, and from the Government of Sweden for global WASH thematic funding,

TABLE A1-3: Thematic contributions by resource partner to WASH, 2021

Resource Partner Type	Resource Partner	Total (US\$)	Percentage of Total
Governments 90.79%	Germany	33,710,586	55.81%
	Sweden	18,280,007	30.26%
	Finland	1,452,785	2.41%
	Luxembourg	906,190	1.50%
	Czech Republic	440,141	0.73%
	Mexico	50,000	0.08%
Private sector 9.21%	German Committee for UNICEF	1,456,642	2.41%
	United States Fund for UNICEF	1,387,771	2.30%
	Belgian Committee for UNICEF	527,462	0.87%

**TABLE A1-3: (continued)**

Private sector 9.21%	French Committee for UNICEF	454,658	0.75%
	Finnish Committee for UNICEF	392,530	0.65%
	Portuguese Committee for UNICEF	348,074	0.58%
	Spanish Committee for UNICEF	328,138	0.54%
	Korean Committee for UNICEF	134,158	0.22%
	Danish Committee for UNICEF	91,395	0.15%
	United Kingdom Committee for UNICEF	90,058	0.15%
	Norwegian Committee for UNICEF	80,981	0.13%
	UNICEF India	68,456	0.11%
	Japan Committee for UNICEF	65,412	0.11%
	Czech Committee for UNICEF	53,543	0.09%
	Swiss Committee for UNICEF	30,733	0.05%
	Austrian Committee for UNICEF	20,488	0.03%
	New Zealand Committee for UNICEF	13,143	0.02%
	UNICEF United Arab Emirates	12,100	0.02%
International online donations	6,687	0.01%	
<b>Grand Total</b>		<b>60,402,136</b>	<b>100%</b>

Note: Grant numbers are provided for IATI compliance: SC1899060001, SC1899060005, SC1899060006, SC1899060007, SC1899060009, SC1899060012, SC1899060020, SC1899060045, SC1899060049, SC1899060055, SC1899060057, SC1899060058, SC1899060062, SC1899060063, SC1899060065, SC1899060066, SC1899060076, SC1899060077, SC1899060096, SC1899060102, SC1899060104, SC1899060105, SC1899060108, SC1899060111, SC1899060115, SC1899060117, SC1899060118, SC1899060119, SC1899060124, SC1899060128, SC1899060129, SC1899060131, SC1899060133, SC1899060134, SC1899060135, SC1899060136, SC1899060137, SC1899060138, SC1899060139, SC1899060140, SC1899060141, SC1899060142, SC1899060143, SC1899060144, SC1899060145, SC1899060146, SC1899060147, SC1899060148, SC1899060149, SC2299360001, SC2299360002, SC2299360003.

In 2021, the allocations of global WASH thematic funds prioritized support to particularly underfunded country offices to ensure UNICEF WASH technical support to governments and partners to provide safe and sustainable WASH services to vulnerable population while addressing the strategic midterm review shifts, with the following focus areas:

1. Accelerate Strategic Plan priority track areas and the ongoing COVID-19 response and recovery across all regions and country programmes (including Hand Hygiene for All initiative, schools reopening and WASH in health-care facilities).
2. Implement the three key midterm review strategic shifts on (a) climate-resilient WASH; (b) moving up the ladder to sanitation SDG ambitions; and (c) linking development and humanitarian response in fragile and protracted crisis.
3. Provide catalytic funding and UNICEF WASH technical support to (a) critically needed innovations and initiatives such as innovative financing, systems-strengthening, urban WASH and business for results; and (b) underfunded country offices.

Additional allocations were made to UNICEF regional offices to aid critical technical support to country offices in quality assurance and technical oversight, cross-country and cross-regional capacity-building and learning. The regional WASH Teams play a key role in ensuring that country plans and priorities are in support of national, regional and global priorities and in ensuring timely and quality monitoring, data analysis and global reporting.

**TABLE A1-4: Allocation of global WASH thematic funding, by country offices, 2021**

Region	Country offices	Allocations (US\$)
EAP	Total EAP countries:	1,734,880
	Cambodia	216,860
	Indonesia	216,860
	Lao People's Democratic Republic	271,075
	Myanmar	325,290
	Philippines	216,860
	Timor-Leste	216,860
	Viet Nam	271,075
ECA	Total ECAR countries:	1,075,525
	Armenia	108,430
	Azerbaijan	130,116
	Belarus	48,794
	Greece	54,215
	Republic of Moldova	32,529
	Montenegro	54,215
	Serbia	75,901
	Tajikistan	274,227
	Turkmenistan	123,610
	Ukraine	173,488
ESA	Total ESA countries:	1,734,880
	Comoros	216,860
	Lesotho	298,183
	Eritrea	325,290
	Namibia	298,183
	Eswatini	298,183
	Burundi	298,183
LAC	Total LAC countries:	1,734,880
	Barbados	86,744
	Belize	37,951
	Plurinational State of Bolivia	157,224
	Brazil	58,552
	Colombia	151,802
	Costa Rica	92,166



TABLE A1-4 (continued)

LAC	Cuba	37,951
	Dominican Republic	59,637
	Ecuador	87,828
	El Salvador	75,901
	Guatemala	70,480
	Guyana/Suriname	103,009
	Haiti	81,323
	Honduras	97,587
	Jamaica	70,480
	Mexico	59,637
	Nicaragua	92,166
	Panama	59,637
	Paraguay	113,852
	Peru	97,587
Bolivarian Republic of Venezuela	43,372	
MENA	Total MENA countries:	1,734,880
	Algeria	162,645
	Djibouti	216,860
	Egypt	151,802
	Islamic Republic of Iran	216,860
	Iraq	206,017
	Libya	162,645
	Morocco	54,215
	State of Palestine	184,331
	Sudan	108,430
	Syrian Arab Republic	108,430
	Tunisia	162,645
SA	Total SA countries:	1,734,880
	Bangladesh	442,556
	Bhutan	55,320
	India	553,195
	Maldives	55,320
	Pakistan	553,195
	Sri Lanka	110,639

TABLE A1-4 (continued)

WCA	Total WCA countries:	1,734,880
	Benin	216,860
	Congo	216,860
	Gambia	108,430
	Guinea-Bissau	216,860
	Liberia	216,860
	Sao Tome and Principe	108,430
	Senegal	433,720
	Sierra Leone	216,860
<b>Total</b>		<b>11,484,805</b>

Note: EAP, East Asia and the Pacific; ECA, Europe and Central Asia; ESA, Eastern and Southern Africa; LAC, Latin America and the Caribbean; MENA, Middle East and North Africa; SA, South Asia; WCA, West and Central Africa.

## WASH expenses in 2021

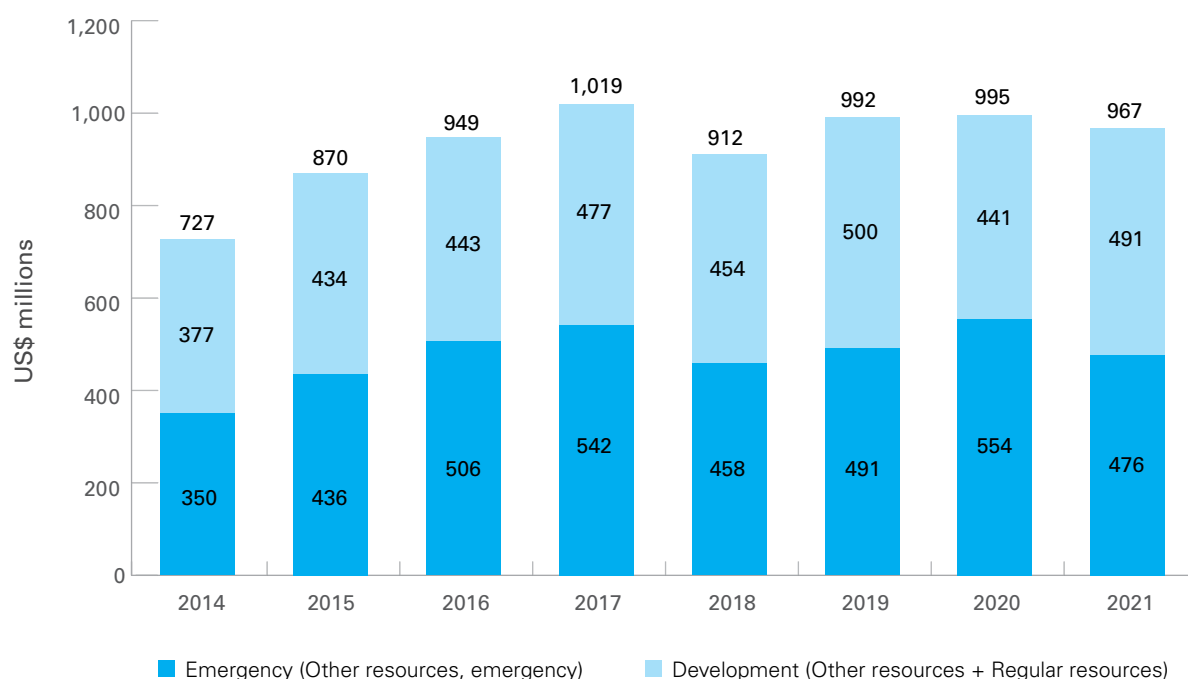
Of note, expenses are higher than the income received because expenses are comprised of total allotments from regular resources and other resources (including balances carried over from previous years), whereas income reflects only earmarked contributions to WASH in 2021.

Expenses for UNICEF WASH programming fell slightly from previous years, totalling US\$967 million in 2021 (see Figure

A1-9). Just under half of this spending (49 per cent) was on humanitarian response with the remainder for development programming.

During the Strategic Plan, 2018–2021, UNICEF spent a total of US\$3.87 billion on WASH programming, 51 per cent for humanitarian response and 49 per cent for development programming. This is 8 per cent more than the total expenses of the Strategic Plan, 2014–2017 (US\$3.57 billion).

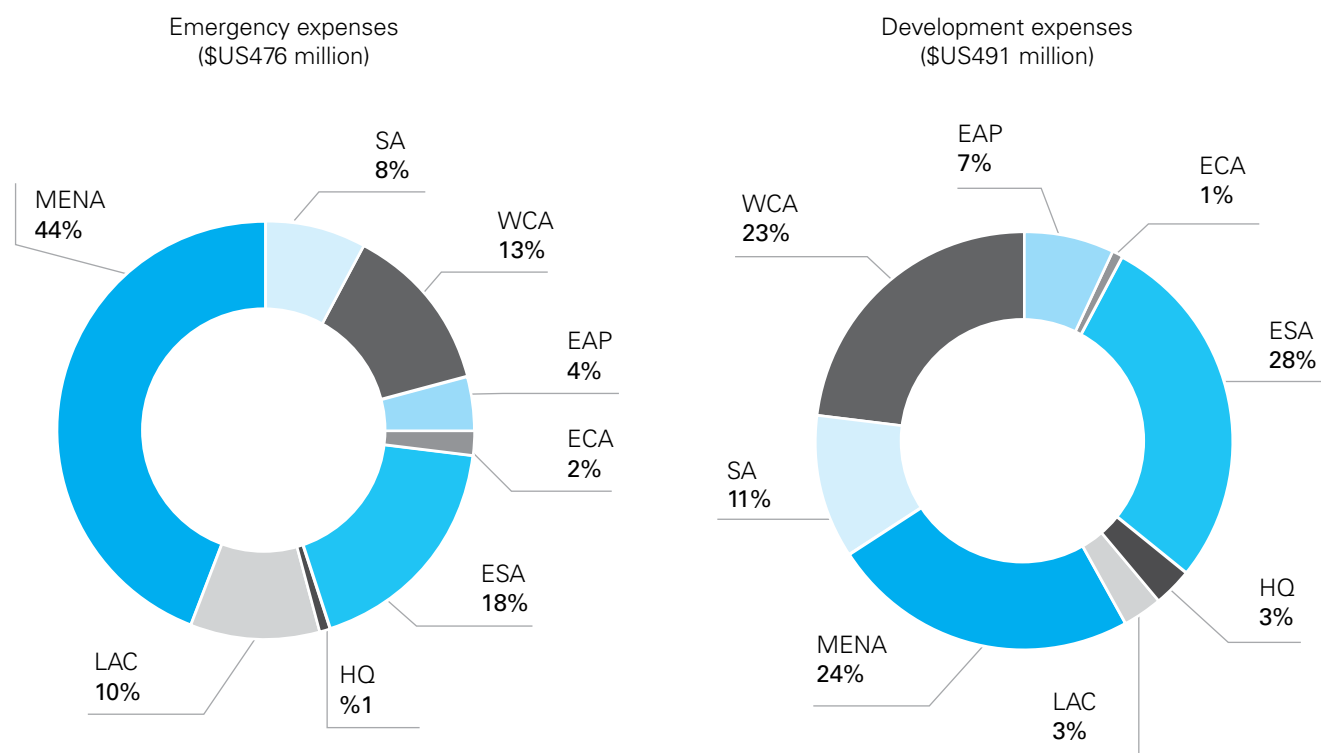
FIGURE A1-9: WASH expenses, by emergency and development programming, 2014–2021



Once again in 2021, the Middle East and North Africa region accounted for the largest proportion (44 per cent) of WASH humanitarian response spending (see Figure A1-10). However, for the first time in the Strategic Plan, 2018–2021, emergency expenses in that region was less than 50 per

cent of total UNICEF WASH emergency expenses due to a transition from humanitarian to development programming in some Middle East countries and increases in other regions, notably in Eastern and Southern Africa.

FIGURE A1-10: WASH expenses, by region, development and emergency programming, 2021

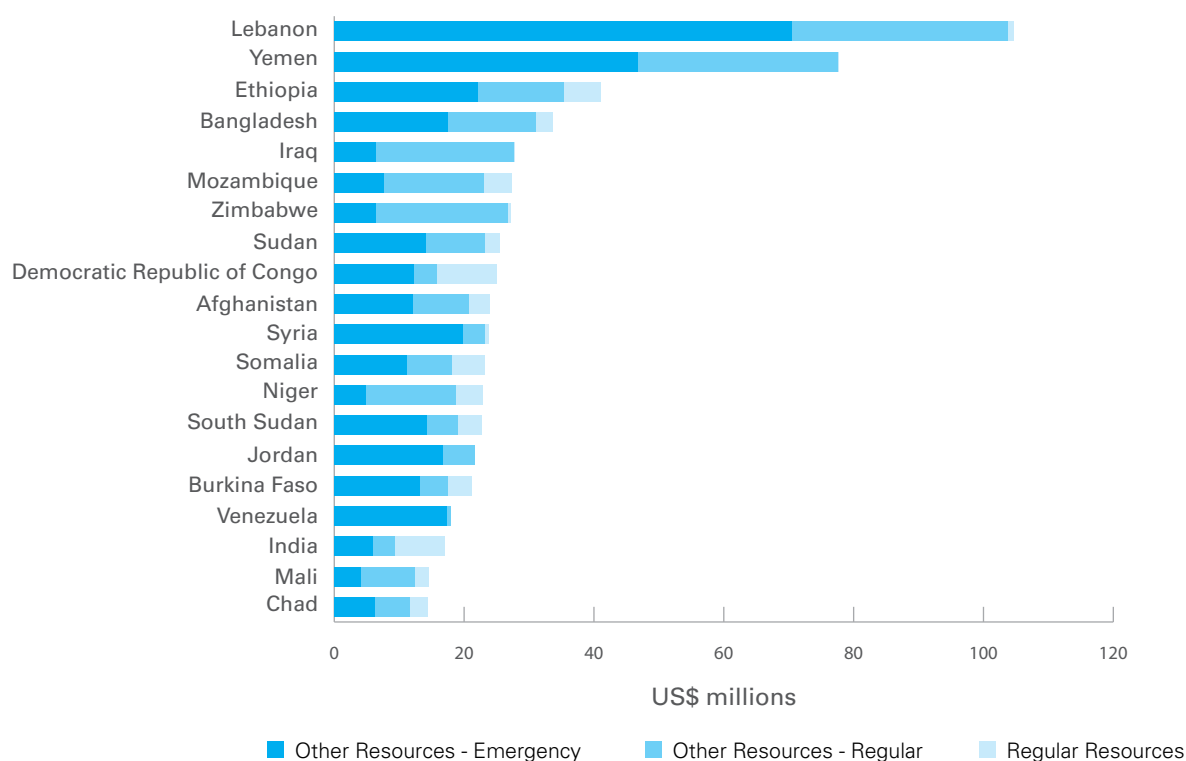


Sub-Saharan African countries again accounted for the majority of spending on development programming with 28 per cent of development expenses in the Eastern and Southern Africa region and 23 per cent in the West and Central Africa region.

The Lebanon country programme had the highest overall WASH expenses in 2021, followed by Yemen (see Figure

A1-11). A Middle Eastern country has had the highest WASH expenses in each of the four years in the 2018–2021 period (in the three previous years, it was Yemen), as UNICEF continues to respond to the large-scale protracted crises in the region. Ten of the top 20 countries by spending are in sub-Saharan Africa. In these 10 countries, almost two thirds of spending (64 per cent) was on development programming.

FIGURE A1-11: Top 20 expenses for WASH, by country, 2021



UNICEF works extensively with partners, and transfers to counterparts are the largest expenses by cost category, amounting to US\$383 million in 2021, or 40 per cent of all spending (see Table A1-5). These counterparts including

government partners, non-governmental organizations (NGOs), United Nations agencies and other bodies. See Annex 2 for a list of all UNICEF WASH partners during the Strategic Plan, 2018–2021.

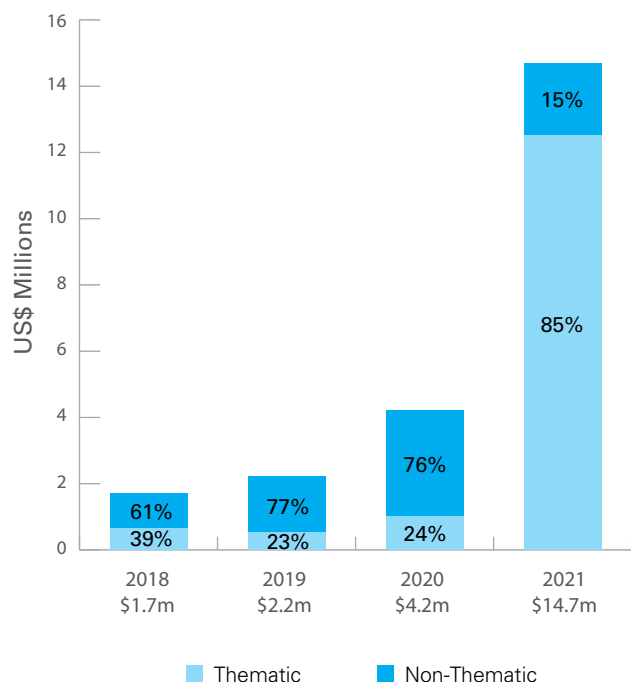
TABLE A1-5: Expenses for WASH, by cost category and fund type, 2021

Expense	Other Resources - Emergency	Other Resources - Regular	Regular Resources	Grand Total
Contractual Services	76,750,092	82,410,139	14,356,773	173,517,005
Equipment, Vehicles and Furniture	123,239	32,446	166,308	321,993
General Operating + Other Direct Costs	20,471,577	14,441,400	11,003,939	45,916,916
Incremental Indirect Cost	32,064,016	25,617,902	0	57,681,917
Staff and Others Personnel Costs	43,894,589	49,157,905	45,906,500	138,958,993
Supplies and Commodities	90,869,687	35,324,452	7,866,271	134,060,410
Transfers and Grants to Counterparts	199,178,680	150,075,423	34,082,171	383,336,273
Travel	3,089,663	2,589,800	2,932,277	8,611,739
Other	9,375,272	8,711,667	6,238,281	24,325,220
<b>Grand Total</b>	<b>475,816,813</b>	<b>368,361,134</b>	<b>122,552,519</b>	<b>966,730,466</b>

# Part III: Safe and Clean Environment financial report

## Safe and Clean Environment income in 2021

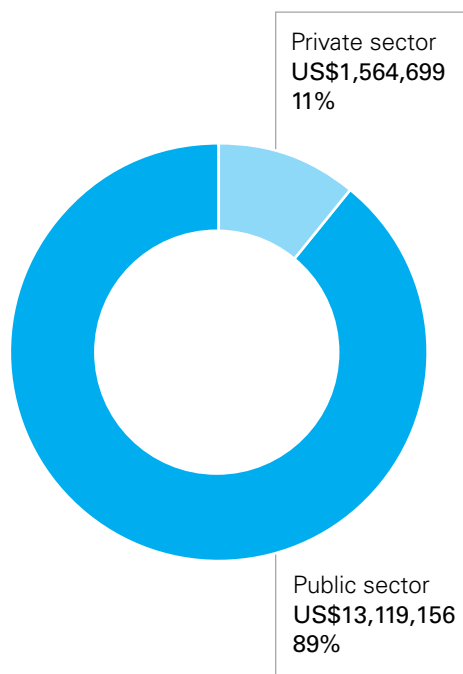
FIGURE A1-12: Safe and Clean Environment 'other resources – regular' contributions, 2014–2021



In 2021, partners contributed US\$14.7 million 'other resources – regular' for Safe and Clean Environment – more than a tripling over the previous year. Public sector partners contributed the largest share of 'other resources – regular' to Safe and Clean Environment, at 89 per cent. The top five resource partners to Safe and Clean Environment in 2021

were the Governments of Germany and Japan, the African Development Bank, The United Nations Multi-Partner Trust Fund and the Government of Sweden (see Table A1-6). The largest contributions were received from the Government of Germany for Building Resilience in Sahel and for Enhancing children's resilience and empowerment in the Sudan, and from the Government of Japan for enhancing resilience to disaster risk and climate change for children in Viet Nam (see Table A1-7 and the body of the report for results on these programmes).

FIGURE A1-13: Total Safe and Clean Environment funds received, by type of resource partner, 2021: US\$14.7 million



**TABLE A1-6: Resource partners to Safe and Clean Environment, by total contributions, 2021**

Rank	Resource Partners	Total (US\$)
1	Germany	11,756,380
2	Japan	5,638,954
3	African Development Bank	1,773,748
4	United Nations Multi Partner Trust Fund	616,685
5	Sweden	544,301
6	French Committee for UNICEF	364,078
7	United Kingdom Committee for UNICEF	262,500
8	United States Fund for UNICEF	225,000
9	UNICEF Mexico	112,500
10	UNICEF Chile	111,200
11	Spanish Committee for UNICEF	102,099
12	Italian Committee for UNICEF	99,213
13	Swiss Committee for UNICEF	98,109
14	Italy	86,596
15	UNICEF Ecuador	55,600
16	UNICEF Peru	55,600
17	UNICEF Argentina	55,600
18	Icelandic Committee for UNICEF	24,898

**TABLE A1-7: Top 20 contributions to Safe and Clean Environment, 2021**

Rank	Total (US\$)	Grant Description	Resource Partners
1	41,490,048	Building Resilience in Sahel (Mali, Mauritania, Niger)*	Germany
2	5,516,088	Enhancing Resilience to Disaster Risk and Climate Change for Children, Viet Nam	Japan
3	5,166,228	Enhancing Girls' and Boys' Resilience and Empowerment through Integrated Basic Services and Community Mobilization, Sudan*	Germany
4	4,618,298	Joint Action for Building Resilience in Somalia*	Germany
5	3,822,630	Safe and Clean Environment Thematic Funding, Sudan	Germany
6	3,822,630	Safe and Clean Environment Thematic Funding, Mali	Germany
7	3,822,630	Safe and Clean Environment Thematic Funding, Madagascar	Germany
8	2,713,421	Strengthening Resilience for Vulnerable People Affected by Food Insecurity, Malnutrition and Climate Change in Mali*	United Nations Joint Programme
9	2,086,231	Climate Resilient WASH Programme for Different Regions of Somalia*	United Kingdom

**TABLE A1-7: (continued)**

10	1,773,748	COVID-19 Response Project, Zimbabwe	African Development Bank
11	535,364	Expanding Safe School Zone Models in Selected Highly Urbanized Cities in the Philippines	United Nations Multi Partner Trust Fund
12	479,112	Safe and Clean Environment Thematic Funding, Sudan	Sweden
13	364,078	Clean Air and Green Economy Transition for Myanmar's Children and Youth	French Committee for UNICEF
14	288,490	Regional Support on Environmental and Social Safeguards, ESARO	Germany
15	175,000	Safe and Clean Environment Thematic Funding, Mexico	United Kingdom Committee for UNICEF
16	169,772	Clean Air to Benefit Children's Health and Well-being in Mongolia	Korean Committee for UNICEF
17	150,000	Global Safe and Clean Environment Thematic Funding	United States Fund for UNICEF
18	122,866	Safe and Healthy Environment, ROSA	Japan
19	111,200	Climate Change, Environmental Action and Youth Engagement in Climate Action in the Latin American and Caribbean Region	UNICEF Chile
20	98,109	From Plastic Waste to Classrooms Climate, Côte D'Ivoire	Swiss Committee for UNICEF

\*Note: Cross-sectoral grants SC190614, SC200822 (Health, Nutrition, Safe and Clean Environment), SC190746 (Health, Education, Child Protection, WASH, Safe and Clean Environment), SC210778 (Nutrition, Safe and Clean Environment), SC210429 (WASH, Safe and Clean Environment).

UNICEF thematic funds maintain a four-year funding period that covers the Strategic Plan, 2018–2021. In the Strategic Plan period, thematic funding contributions for Safe and Clean Environment reached US\$14.7 million, with US\$12.5 million received in 2021, of which close to 95 per cent

came from public sector partners. The Government of Germany was the largest thematic resources partner in 2021, providing 90 per cent of all thematic Safe and Clean Environment contributions received (see *Table A1-8*).

**TABLE A1-8: Thematic contributions by resource partner to Safe and Clean Environment, 2021**

Resource Partner Type	Resource Partner	Total (US\$)	Percentage of Total
Governments 94.49%	Germany	11,467,890	90.30%
	Sweden	532,882	4.20%
Private sector 5.51%	United Kingdom Committee for UNICEF	262,500	2.07%
	United States Fund for UNICEF	225,000	1.77%
	UNICEF Mexico	112,500	0.89%
	Italian Committee for UNICEF	99,213	0.78%
<b>Grand Total</b>		<b>12,699,985</b>	<b>100%</b>

Note: Grant numbers are provided for IATI compliance: SC1899070003, SC1899070005, SC1899070009, SC1899070010, SC1899070011, SC1899070012, SC1899070014, SC1899070015, SC1899070016, SC1899070017, SC1899070018, SC1899070019, SC1899070020, SC1899070021

Of all thematic Safe and Clean Environment contributions that UNICEF received in 2021, a total of US\$337,500 were global-level contributions. These are the most flexible

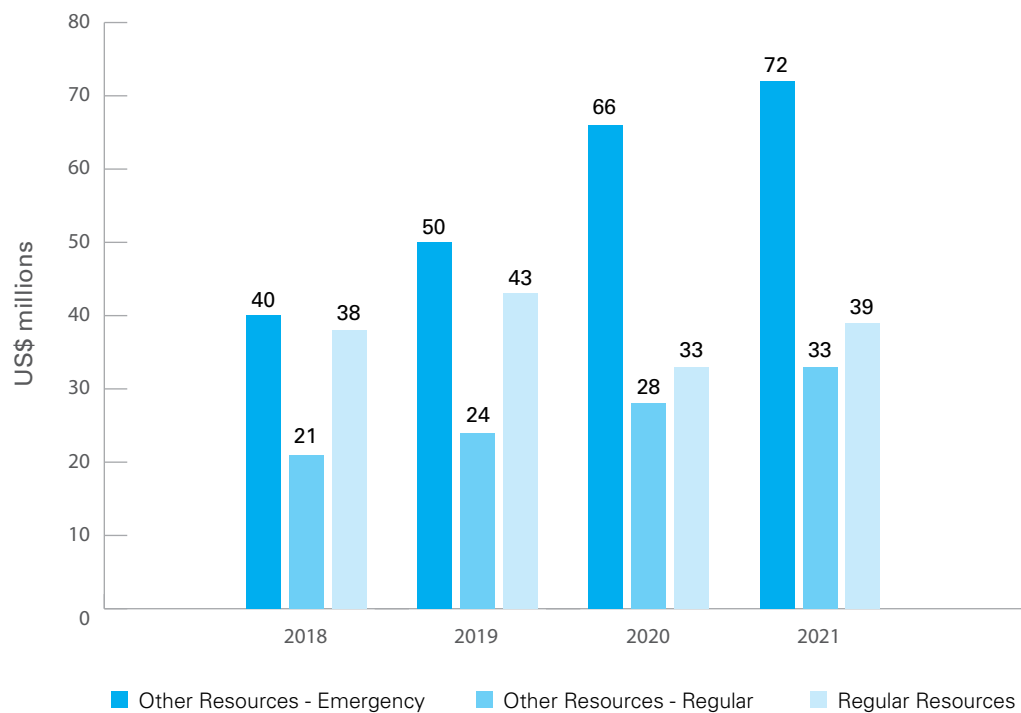
sources of funding to UNICEF after regular resources and can be allocated across regions to individual country programmes, according to priority needs.

## Safe and Clean Environment expenses in 2021

Of note, expenses are higher than the income received because expenses are comprised of total allotments from regular resources and other resources (including balances carried over from previous years), whereas income reflects only earmarked contributions to Safe and Clean Environment in 2021.

Spending for Safe and Clean Environment programming was US\$143.8 million in 2021, the highest ever (see Figure A1-14). In the Strategic Plan, 2018–2021, expenses totalled \$487.0 million. The highest spending was for humanitarian programming, accounting 50 per cent of all Safe and Clean Environment expenses in 2021, and 47 per cent over the four-year period.

FIGURE A1-14: Expenses for Safe and Clean Environment, by fund type, 2018–2021

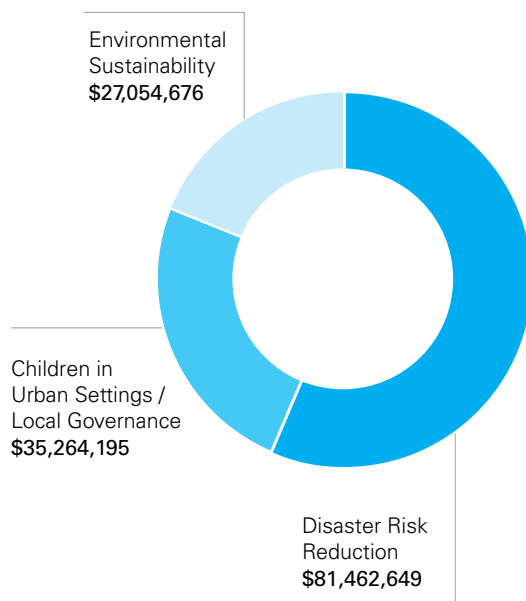




There are three output areas within the Safe and Clean Environment result area that is used in this report: DRR, urban and local governance, and climate, energy and the environment output areas. Spending on the DRR result

area was the highest of the three, totalling US\$81.5 million in 2021, 57 per cent of all spending in the result area (see *Figure A1-15*)

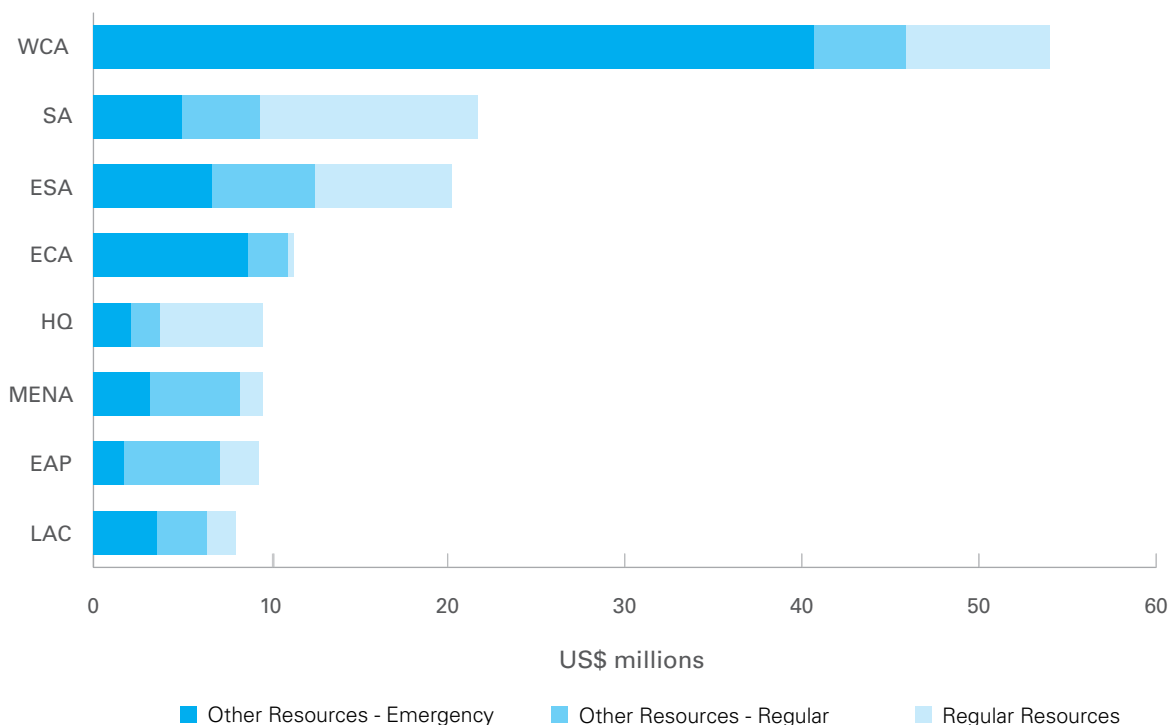
FIGURE A1-15: Expenses for Safe and Clean Environment, by result area, 2021



In 2021, the largest proportion of expenses for Safe and Clean Environment was in the West and Central Africa region, the majority of which (75 per cent) was categorized

as emergency expenses (see *Figure A1-16*). The next two largest regions by total expenses were the South Asia and Eastern and Southern Africa regions.

FIGURE A1-16: Expenses for Safe and Clean Environment, by region and fund type, 2021



Safe and Clean expenses exceeded US\$10 million in the Democratic Republic of the Congo, Nigeria and Bangladesh in 2021, the same three countries that exceeded

US\$10 million in 2020. See the top 20 countries by expenses in Figure A1-17.

FIGURE A1-17: Expenses for Safe and Clean Environment, by top 20 countries and fund type, 2021

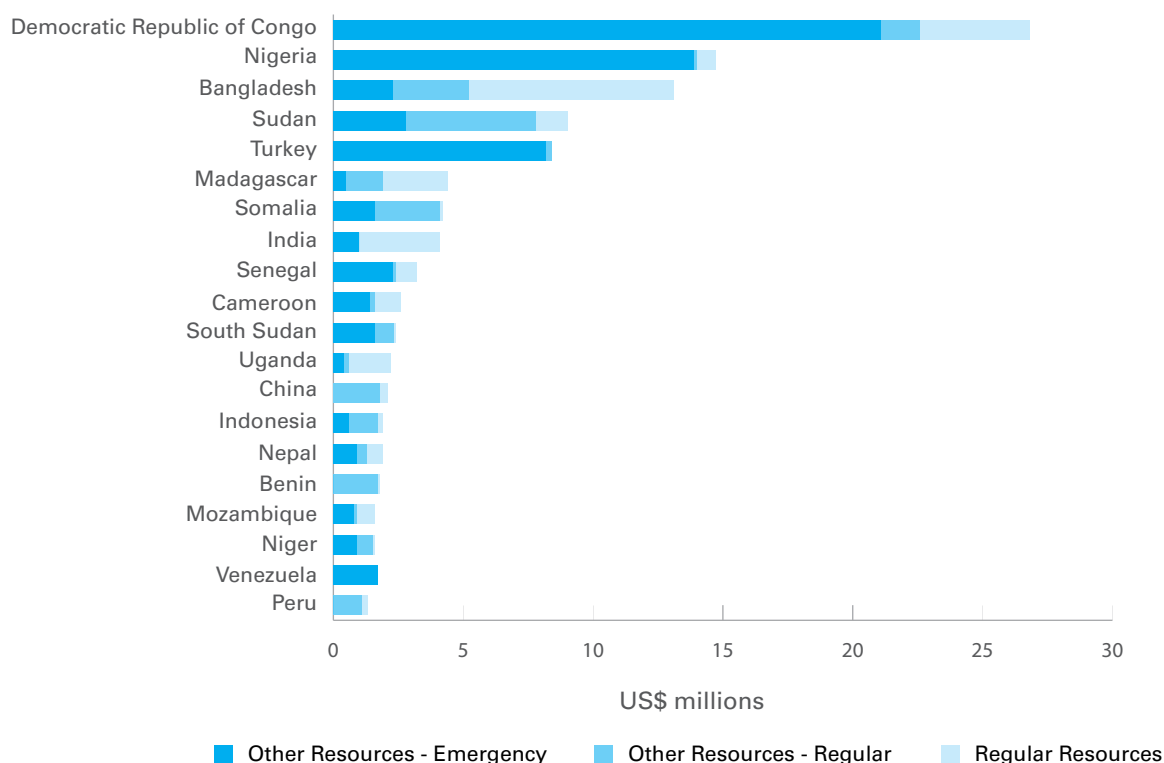


TABLE A1-9: Expenses for Safe and Clean Environment by cost category and fund type, 2021 (US\$)

Expense	Other Resources - Emergency	Other Resources - Regular	Regular Resources	Grand Total
Contractual Services	4,622,516	4,099,220	4,538,977	13,260,713
Equipment, Vehicles and Furniture	16,359	1,019	69,965	87,343
General Operating + Other Direct Costs	2,888,076	2,562,823	3,835,375	9,286,273
Incremental Indirect Cost	4,683,019	2,373,128	0	7,056,147
Staff and Others Personnel Costs	19,646,339	13,889,056	22,475,543	56,010,938
Supplies and Commodities	12,797,506	2,602,691	924,196	16,324,393
Transfers and Grants to Counterparts	24,645,163	6,200,104	5,450,233	36,295,500
Travel	902,006	398,186	925,679	2,225,871
Other	1,417,051	635,754	1,181,535	3,234,340
<b>Grand Total</b>	<b>71,618,035</b>	<b>32,761,981</b>	<b>39,401,503</b>	<b>143,781,519</b>

# Annex 2: List of UNICEF WASH partners, 2018–2021

In 2021, country offices reported a total of 1,792 WASH programme partners – in addition to government partners – an average of 20 in each country. These include United Nations agencies, donor partners, international and national NGOs, academic institutions, civil society organizations and private companies.

The list below includes UNICEF WASH programme partners at the global, regional and national levels during the Strategic Plan, 2018–2021. For national-level partners the list only includes NGOs, academic institutes and other organizations active in two or more countries (not national NGOs working in just one country). The list of national level partners is sourced on data provided by country offices for WASH programming. It does not include government partners at the national level.

Partner	Category
Bristol University	Academic institutions and related
Columbia University	Academic institutions and related
Criterion Institute	Academic institutions and related
Delft Institute for Water Education (IHE Delft)	Academic institutions and related
Drexel University	Academic institutions and related
Duke University	Academic institutions and related
Eawag (Swiss Federal Institute of Aquatic Science and Technology)	Academic institutions and related
Emory University	Academic institutions and related
icddr,b (formerly the International Centre for Diarrhoeal Disease Research, Bangladesh)	Academic institutions and related
Institute of Development Studies Sanitation Learning Hub	Academic institutions and related
International Water Management Institute (IWMI)	Academic institutions and related
Johns Hopkins University	Academic institutions and related
Liverpool Schools of Tropical Medicine	Academic institutions and related
London School of Hygiene and Tropical Medicine	Academic institutions and related
Oxford University	Academic institutions and related
Royal Institute of Technology, Sweden	Academic institutions and related
Sanitation and Hygiene Applied Research for Equity (SHARE) consortium	Academic institutions and related
Singapore National Water Agency (PUB)	Academic institutions and related
Stockholm International Water Institute (SIWI)	Academic institutions and related

Partner	Category
The Open University	Academic institutions and related
Tufts University	Academic institutions and related
Universities in programme countries (various)	Academic institutions and related
University of Buffalo	Academic institutions and related
University of Melbourne	Academic institutions and related
University of North Carolina	Academic institutions and related
University of Pennsylvania	Academic institutions and related
University of Technology Sydney	Academic institutions and related
Water Engineering and Development Centre (WEDC), Loughborough University	Academic institutions and related
Andalucia	Donor partner
Andorra	Donor partner
Australia	Donor partner
Austria	Donor partner
Belgium	Donor partner
Brazil	Donor partner
Bulgaria	Donor partner
Canada	Donor partner
China	Donor partner
Czechia	Donor partner
Denmark	Donor partner
Donor Pooled Fund (mixed donors)	Donor partner
Estonia	Donor partner
European Commission	Donor partner
European Commission/ECHO (European Civil Protection and Humanitarian Aid Operations)	Donor partner
Finland	Donor partner
France	Donor partner
Germany	Donor partner
Hungary	Donor partner
Iceland	Donor partner
International Organization for Migration (IOM)	Donor partner
Ireland	Donor partner
Italy	Donor partner
Japan	Donor partner

Partner	Category
Kuwait	Donor partner
Luxembourg	Donor partner
Monaco	Donor partner
Netherlands	Donor partner
New Zealand	Donor partner
Norway	Donor partner
OPEC Fund	Donor partner
Poland	Donor partner
Qatar	Donor partner
Republic of Korea	Donor partner
Russian Federation	Donor partner
Saudi Arabia	Donor partner
Slovakia	Donor partner
Slovenia	Donor partner
Spain	Donor partner
Sweden	Donor partner
Switzerland	Donor partner
The Global Alliance for Vaccines and Immunisation Fund	Donor partner
Turkey	Donor partner
United Arab Emirates	Donor partner
United Kingdom	Donor partner
United States	Donor partner
Tetsuko Kuroyanagi	Good will ambassador
African Development Bank	International finance institution
Asian Development Bank	International finance institution
Islamic Development Bank	International finance institution
World Bank	International finance institution
Action Aid	NGO
Action Contre la Faim (Action Against Hunger)	NGO
Adventist Development and Relief Agency (ADRA)	NGO
Africare	NGO
Agence Humanitaire Africaine	NGO
Agency for Technical Cooperation and Development (ACTED)	NGO
Alight	NGO

Partner	Category
American Near East Refugee Aid	NGO
American Refugee Committee	NGO
Arche Nova	NGO
Associação Voluntários para o Serviço Internacional (AVSI)	NGO
BBC Media Action	NGO
Bremen Overseas Research & Development Association (BORDA)	NGO
Care Cooperative for Assistance and Relief Everywhere	NGO
Care International	NGO
Caritas	NGO
Catholic Relief Services (CRS)	NGO
CBM International	NGO
Child Fund International	NGO
Christian Relief Fund	NGO
CISP	NGO
Community and Family Services International (CFSI)	NGO
Concern	NGO
Consortium of Dutch NGOs	NGO
Cooperazione Internazionale (COOPI)	NGO
Cordaid	NGO
Danish Refugee Council	NGO
Deep Springs International	NGO
Deutsche Welthungerhilfe	NGO
Dutch Coalition on Disability and Development	NGO
East meets West Foundation	NGO
Engineers Without Borders	NGO
Field Ready	NGO
Finn Church Aid	NGO
Food for the Hungry Association	NGO
Fundación Avina	NGO
Global Water Challenge	NGO
GOAL	NGO
Groupe de Recherches et d'Échanges Technologiques (GRET)	NGO
Gruppo di Volontariato Civile (GVC)	NGO
Habitat for Humanity	NGO

Partner	Category
Health Poverty Action (HPA)	NGO
Help.NGO	NGO
HELVETAS Swiss Intercooperation	NGO
HIAS	NGO
IDinsight	NGO
IEDA Relief (International Emergency Development Agency)	NGO
Il Comitato Internazionale per lo Sviluppo dei Popoli (CISP)	NGO
Impact Initiatives	NGO
Innovation Africa	NGO
Inter Aide	NGO
International Aid Services (IAS)	NGO
International Development Enterprises (iDE)	NGO
International Emergency Development Agency (IEDA)	NGO
International Federation of Red Cross and Red Crescent Societies	NGO
International Medical Corps	NGO
International Rescue Committee (IRC)	NGO
INTERSOS	NGO
Islamic Relief	NGO
Joint Aid Management (JAM)	NGO
Lay Volunteers International Association	NGO
Living Water International	NGO
Lutheran World Federation	NGO
Malteser International	NGO
Medair	NGO
Médecins Sans Frontières (MSF)	NGO
Mercy Corps	NGO
Muslim Aid	NGO
Norwegian Church Aid	NGO
Norwegian Refugee Council	NGO
Nutrition International	NGO
Oxfam	NGO
Partners for Development	NGO
Peace Winds Japan (PWJ)	NGO
People in Need	NGO

Partner	Category
Plan International	NGO
Planete Enfants et Developpement	NGO
Polish Humanitarian Action	NGO
Population Services International	NGO
Population Services International (PSI)	NGO
Practica	NGO
Practical Action	NGO
Première Urgence Internationale	NGO
REACH International (Rendering Effective Aid for Children)	NGO
RedR	NGO
Refugee Education Trust (RET)	NGO
Relief International	NGO
Right to Play	NGO
Rotary International	NGO
Save the Children	NGO
Scouts (in various countries)	NGO
SNV Netherlands Development Organisation	NGO
Solidar Suisse	NGO
Solidarités International	NGO
SOS Sahel International	NGO
Tear Fund	NGO
Terres des Hommes	NGO
The Mentor Initiative	NGO
Think East Africa	NGO
Triangle Foundation	NGO
Tulsi Chanrai Foundation	NGO
United Purpose	NGO
Vision to Change the World	NGO
WASH United	NGO
WaterAid	NGO
Water and Sanitation for the Urban Poor (WSUP)	NGO
Water for Good	NGO
Water for People	NGO
Water Missions International	NGO



Partner	Category
Water.org	NGO
Welthungerhilfe	NGO
WeWorld-GVC	NGO
White Hats Foundation	NGO
World Economic Forum (WEF)	NGO
World Relief	NGO
World Vision	NGO
ZOA	NGO
African International Task Force and Monitoring Working Group (AMCOW)	Partnerships and intergovernmental bodies
African Ministers' Council on Water	Partnerships and intergovernmental bodies
African Union Development Agency (AUDA-NEPAD)	Partnerships and intergovernmental bodies
Arab Ministerial Water Council	Partnerships and intergovernmental bodies
Association of Southeast Asian Nations (ASEAN)	Partnerships and intergovernmental bodies
Gavi, the Vaccine Alliance	Partnerships and intergovernmental bodies
Global Centre on Adaptation (GCA)	Partnerships and intergovernmental bodies
Global Fund to fight AIDS, Tuberculosis and Malaria	Partnerships and intergovernmental bodies
Global Green Growth Institute	Partnerships and intergovernmental bodies
Global Handwashing Partnership	Partnerships and intergovernmental bodies
Global Partnership for Education	Partnerships and intergovernmental bodies
Global Task Force for Cholera Control	Partnerships and intergovernmental bodies
Global Water Partnership	Partnerships and intergovernmental bodies
Household Water Treatment and Safe Storage Network	Partnerships and intergovernmental bodies
Infection Control Africa Network	Partnerships and intergovernmental bodies
League of Arab States	Partnerships and intergovernmental bodies
Organization for Security and Co-operation in Europe (OSCE)	Partnerships and intergovernmental bodies
Pacific Community (SPC)	Partnerships and intergovernmental bodies
Public–Private Partnership for Handwashing with Soap	Partnerships and intergovernmental bodies

Partner	Category
Rural water supply network	Partnerships and intergovernmental bodies
Sanitation and Water for All (SWA)	Partnerships and intergovernmental bodies
Sustainable Sanitation Alliance	Partnerships and intergovernmental bodies
WASH in Schools Partnership Network	Partnerships and intergovernmental bodies
Aga Khan Foundation	Private sector and foundations
Akvo Foundation	Private sector and foundations
Bill & Melinda Gates Foundation	Private sector and foundations
Borne Fonden	Private sector and foundations
Carter Center	Private sector and foundations
Continental Africa Water Investment Programme (AIP)	Private sector and foundations
Education Cannot Wait Fund	Private sector and foundations
End Violence Fund	Private sector and foundations
General Electric Foundation	Private sector and foundations
IKEA Development Programme	Private sector and foundations
IMC Worldwide	Private sector and foundations
Johnson and Johnson	Private sector and foundations
KOIS Investment Fund	Private sector and foundations
LG Corp	Private sector and foundations
LIXIL	Private sector and foundations
PPP Lab Food & Water	Private sector and foundations
Rockwell Drill Tech	Private sector and foundations
SKAT Foundation	Private sector and foundations
The Alexander Bodini Foundation	Private sector and foundations
The Case for Her	Private sector and foundations
Toilet Board Coalition	Private sector and foundations
Unilever	Private sector and foundations
WASH4Work	Private sector and foundations
Australian Committee for UNICEF	UNICEF National Committee
Austrian Committee for UNICEF	UNICEF National Committee
Belgian Committee for UNICEF	UNICEF National Committee
Canadian UNICEF Committee	UNICEF National Committee
Consolidated Funds from National Committees	UNICEF National Committee

Partner	Category
Danish Committee for UNICEF	UNICEF National Committee
Finnish Committee for UNICEF	UNICEF National Committee
French Committee for UNICEF	UNICEF National Committee
German Committee for UNICEF	UNICEF National Committee
Hong Kong Committee for UNICEF	UNICEF National Committee
Italian National Committee for UNICEF	UNICEF National Committee
Japan Committee for UNICEF	UNICEF National Committee
Korean Committee for UNICEF	UNICEF National Committee
Netherlands Committee for UNICEF	UNICEF National Committee
New Zealand Committee for UNICEF	UNICEF National Committee
Norwegian Committee for UNICEF	UNICEF National Committee
Portuguese Committee for UNICEF	UNICEF National Committee
Spanish Committee for UNICEF	UNICEF National Committee
Swedish Committee for UNICEF	UNICEF National Committee
Swiss Committee for UNICEF	UNICEF National Committee
Turkish Committee for UNICEF	UNICEF National Committee
US Fund for UNICEF	UNICEF National Committee
UNICEF Ireland	UNICEF National Committee
UNICEF Qatar	UNICEF National Committee
UNICEF Saudi Arabia	UNICEF National Committee
UNICEF United Arab Emirates	UNICEF National Committee
United Kingdom Committee for UNICEF	UNICEF National Committee
Central Emergency Response Fund (CERF)	United Nations
Food and Agriculture Organization of the United Nations (FAO)	United Nations
Inter-Agency Standing Committee, Global WASH Cluster	United Nations
International Fund for Agricultural Development (IFAD)	United Nations
Joint United Nations Programme on HIV/AIDS (UNAIDS)	United Nations
Office for the Coordination of Humanitarian Affairs	United Nations
Office of the United Nations High Commissioner for Human Rights (OHCHR)	United Nations
Pan American Health Organization (PAHO)	United Nations
United Nations General Assembly	United Nations
UN Women	United Nations
United Nations Centre for Human Settlements (UN-Habitat)	United Nations
United Nations Department of Economic and Social Affairs (UNDESA)	United Nations

Partner	Category
United Nations Department of Peacekeeping Operations	United Nations
United Nations Development Programme (UNDP)	United Nations
United Nations Economic Commission for Europe (UNECE)	United Nations
United Nations Educational, Scientific and Cultural Organization (UNESCO)	United Nations
United Nations Environment Programme (UNEP)	United Nations
United Nations Framework Convention on Climate Change (UNFCCC)	United Nations
United Nations Girls' Education Initiative	United Nations
United Nations Industrial Development Organization (UNIDO)	United Nations
United Nations Mission for Ebola Emergency Response	United Nations
United Nations Office for Project Services	United Nations
United Nations Office for the Coordination of Humanitarian Affairs (OCHA)	United Nations
United Nations Population Fund (UNFPA)	United Nations
United Nations Secretariat	United Nations
United Nations Trust Fund for Human Security	United Nations
UN-Water	United Nations
Water Supply and Sanitation Collaborative Council (WSSCC)	United Nations
World Food Programme (WFP)	United Nations
World Health Organization (WHO)	United Nations
World Meteorological Organization (WMO)	United Nations

# Endnotes

1. A total of US\$476 million in expenses of Other resources - emergency (ORE) funds in 2021. See Annex 1, Financial Report for details.
2. World Health Organization and United Nations Children's Fund, *Progress on Household Drinking Water, Sanitation and Hygiene 2000-2020: Five years into the SDGs*, WHO and UNICEF, Geneva and New York, 2021, <[https://washdata.org/sites/default/files/2022-01/jmp-2021-wash-households\\_3.pdf](https://washdata.org/sites/default/files/2022-01/jmp-2021-wash-households_3.pdf)>, accessed 12 May 2022.
3. Ibid.
4. United Nations Children's Fund, *Seen, Counted, Included: Using data to shed light on the well-being of children with disabilities*, 2021, <<https://data.unicef.org/resources/children-with-disabilities-report-2021>>, accessed 12 May 2022.
5. UN-Water Global Analysis and Assessment of Sanitation and Drinking-Water (GLAAS), *Data portal, External aid*, WHO, Geneva, 2022, <<https://glaas.who.int/glaas/key-findings/external-aid>>, accessed 12 May 2022.
6. United Nations Children's Fund and World Health Organization, *State of the World's Hand Hygiene: A global call to action to make hand hygiene a priority in policy and practice*, UNICEF and WHO, New York and Geneva, 2021, <[https://washdata.org/sites/default/files/2021-12/UNICEF-WHO-state-of-the-worlds-hygiene-2021\\_0.pdf](https://washdata.org/sites/default/files/2021-12/UNICEF-WHO-state-of-the-worlds-hygiene-2021_0.pdf)>, accessed 12 May 2022.
7. Stockholm International Water Institute and United Nations Children's Fund, *Socio-economic Effects of COVID-19 on Water, Sanitation, and Hygiene: A comprehensive review*. SIWI and UNICEF, Stockholm and New York, 2021, <<https://www.corecommitments.unicef.org/kp/socio-economic-effects-of-covid-19-on-water%2C-sanitation-and-hygiene%3A-a-comprehensive-review>>, accessed 12 May 2022.
8. United Nations Children's Fund, *Reimagining WASH: Water security for all*, UNICEF, New York, 2021, <[www.unicef.org/reports/reimagining-wash-water-security-for-all](http://www.unicef.org/reports/reimagining-wash-water-security-for-all)>, accessed 12 May 2022.
9. United Nations, *Our Common Agenda – Report of the Secretary-General*, 2021, United Nations, New York, <[www.un.org/en/content/common-agenda-report](http://www.un.org/en/content/common-agenda-report)>, accessed 12 May 2022.
10. Intergovernmental Panel on Climate Change, 'Summary for Policymakers', in *Climate Change 2021: The Physical Science Basis. Contribution of Working Group I to the Sixth Assessment Report of the Intergovernmental Panel on Climate Change*, Cambridge University Press, Cambridge, 2021, <<https://www.ipcc.ch/report/ar6/wg1>>, accessed 12 May 2022.
11. United Nations Children's Fund, *Children's Climate Risk Index*, UNICEF, New York, 2021. <<https://data.unicef.org/resources/childrens-climate-risk-index-report>>, accessed 12 May 2022.
12. International Institute for Sustainable Development, *The Data Is In — Governments must green their COVID-19 recovery to keep global temperature rise to 1.5°C*, IISD, Winnipeg, Canada, 2021, <[www.iisd.org/articles/covid-19-green-recovery-trackers-statement](http://www.iisd.org/articles/covid-19-green-recovery-trackers-statement)>, accessed 12 May 2022.
13. United Nations Children's Fund, *Reimagining WASH: Water security for all*, UNICEF, New York, 2021, <[www.unicef.org/reports/reimagining-wash-water-security-for-all](http://www.unicef.org/reports/reimagining-wash-water-security-for-all)>, accessed 12 May 2022.
14. United Nations Children's Fund, *UNICEF's Water Game Plan: Universal safe and sustainable water services for all by 2030*, UNICEF, New York, 2020, <[www.unicef.org/media/73146/file/UNICEF-Water-Game-Plan.pdf](http://www.unicef.org/media/73146/file/UNICEF-Water-Game-Plan.pdf)>, accessed 23 April 2021.
15. UN Water, *Human Rights to Water and Sanitation*, UN Water, New York, 2021, <[www.unwater.org/water-facts/human-rights](http://www.unwater.org/water-facts/human-rights)>, accessed 12 May 2022.
16. United Nations Children's Fund, *Guidance Note on Leaving No One Behind*, UNICEF, New York, 2021, <[www.unicef.org/documents/water-sanitation-and-hygiene-guidance-note-leaving-no-one-behind](http://www.unicef.org/documents/water-sanitation-and-hygiene-guidance-note-leaving-no-one-behind)>, accessed 12 May 2022.
17. United Nations Children's Fund and World Health Organization, *The Measurement and Monitoring of Water Supply, Sanitation and Hygiene (WASH) Affordability: A missing element of monitoring of Sustainable Development Goal (SDG) targets 6.1 and 6.2*, UNICEF and WHO, New York and Geneva, 2021, <<https://www.unicef.org/reports/measurement-and-monitoring-water-supply-sanitation-and-hygiene-wash-affordability>>, accessed 12 May 2022.

18. World Economic Forum, *Investing in Handwashing Facilities to Protect Communities and Kickstart Economies*, WEF, Geneva, 2021, <[www.weforum.org/agenda/2021/05/investments-handwashing-communities-kickstart-economies](http://www.weforum.org/agenda/2021/05/investments-handwashing-communities-kickstart-economies)>, accessed 12 May 2022.
19. United Nations Children's Fund, *Why Water Sanitation and Hygiene Must be Top of your Climate Agenda: A call to action*, UNICEF, New York, 2021, <[www.unicef.org/documents/why-water-sanitation-and-hygiene-must-be-top-your-climate-agenda](http://www.unicef.org/documents/why-water-sanitation-and-hygiene-must-be-top-your-climate-agenda)>, accessed 12 May 2022.
20. United Nations Children's Fund, *Core Commitments for Children*, UNICEF, New York, 2020, <[www.unicef.org/emergencies/core-commitments-children](http://www.unicef.org/emergencies/core-commitments-children)>, accessed 12 May 2022.
21. United Nations, 'Quadrennial Comprehensive Policy Review of UN System Operational Activities (QCPR)', resolution A/RES/75/233, United Nations, New York, 2020, <[www.un.org/ecosoc/en/content/2020-qcpr](http://www.un.org/ecosoc/en/content/2020-qcpr)>, accessed 12 May 2022.
22. The NAPs, now replaced by the national adaptation plans of action (NAPAs), are processes introduced by UNFCCC to facilitate adaptation planning in least developed countries and other developing countries. The NAPAs provide a list of urgent and immediate needs for adapting to climate change, which are used by climate funds to prioritize investments.
23. The NDCs are non-binding national plans highlighting climate actions, including climate-related targets for greenhouse gas emission reductions, policies and measures that governments aim to implement in response to climate change and as a contribution to achieve the global targets established in the Paris Agreement.
24. United Nations Children's Fund, 'Potential Readiness Funding for WASH Programmes', WASH Guidelines G05/2020, (internal guidance note), UNICEF, New York, 2020.
25. Estimates using SMQ data (2021) of all UNICEF-supported systems of any level (basic to safely managed).
26. United Nations Children's Fund, *UNICEF Guidance Note: Programmatic approaches to water scarcity*, UNICEF, New York, 2021, <[www.unicef.org/documents/programmatic-approaches-water-scarcity](http://www.unicef.org/documents/programmatic-approaches-water-scarcity)>, accessed 12 May 2022.
27. United Nations Children's Fund, *Urban Water Scarcity Guidance Note: Preventing Day Zero*, UNICEF, New York, 2021, <[www.unicef.org/documents/urban-water-scarcity-guidance-note](http://www.unicef.org/documents/urban-water-scarcity-guidance-note)>, accessed 12 May 2022.
28. United Nations Children's Fund, *Running Dry: The impact of water scarcity on children in the Middle East and North Africa*, UNICEF, New York, 2021, <[www.unicef.org/mena/reports/running-dry-impact-water-scarcity-children](http://www.unicef.org/mena/reports/running-dry-impact-water-scarcity-children)>, accessed 12 May 2022.
29. United Nations Children's Fund, *Accelerating the Delivery of Water, Sanitation and Hygiene Services with Rural Communities using Real-Time Data and Rapid Response to Service Disruptions: Good practices and lessons learned in national systems strengthening using mobile technology in Zimbabwe*, UNICEF, New York, 2021, <[www.unicef.org/zimbabwe/reports/accelerating-delivery-wash-services-rural-communities-using-real-time-data](http://www.unicef.org/zimbabwe/reports/accelerating-delivery-wash-services-rural-communities-using-real-time-data)>, accessed 12 May 2022.
30. Water Resources Management Authority, *Achievements and Lessons Learned in the Implementation of Groundwater Regulation in Zambia*, WARMA, Nairobi, 2022, <[https://www.researchgate.net/publication/358528008\\_Achievements\\_and\\_Lessons\\_Learned\\_in\\_the\\_Implementation\\_of\\_Groundwater\\_Regulation\\_in\\_Zambia](https://www.researchgate.net/publication/358528008_Achievements_and_Lessons_Learned_in_the_Implementation_of_Groundwater_Regulation_in_Zambia)>, accessed 12 May 2022.
31. Priority chemical contaminants tested in water programmes are defined at the national level, depending on risk levels in each country. They typically include arsenic and fluoride, which are contaminants of concern globally.
32. Bain, Robert, Richard Johnston, Shane Khan, Attila Hancioglu, and Tom Slaymaker. 'Monitoring Drinking Water Quality in Nationally Representative Household Surveys in Low- and Middle-Income Countries: Cross-sectional analysis of 27 Multiple Indicator Cluster Surveys 2014–2020'. *Environmental Health Perspectives* vol. 129, no. 9, 21 September 2021, <<https://doi.org/10.1289/EHP8459>>, accessed 12 May 2022.
33. Also note that, in some countries, sanitation programmes did continue in 2020 but it was not possible to monitor and verify results due to COVID-19 restrictions, thus some of the 2021 beneficiaries were actually reached in 2020.
34. Melloni, Gian, *Report on Webinar Series: Sanitation programmes throughout and beyond the Covid-19 pandemic*, Institute of Development Studies, Brighton, 2021, <<https://opendocs.ids.ac.uk/opendocs/handle/20.500.12413/16994>>, accessed 12 May 2022.
35. World Bank Group, et al., *Delivering Rural Sanitation Programs at Scale, with Equity and Sustainability: Rising up to the SDG ambition – A call to action*, World Bank Group, Plan International, Water Supply and Sanitation Collaborative Council, SNV, WaterAid and United Nations Children's Fund, October 2019, <<https://pubdocs.worldbank.org/en/273591600969940546/Call-to-Action-Rural-Sanitation-V7-9-2020.pdf>>, accessed 23 April 2021.

36. Robinson, Andy, *Monitoring and Evaluation for Rural Sanitation and Hygiene: Guidelines*, Institute of Development Studies, Brighton, <<https://doi.org/10.19088/SLH.2021.025>>, accessed 12 May 2022.
37. Meeuwissen, T. et al., How Sanitation and Hygiene Champions Emerged in Siaya County: A Sanitation Learning Hub case study. Institute of Development Studies, Brighton, <<https://opendocs.ids.ac.uk/opendocs/handle/20.500.12413/16861>>, accessed 12 May 2022.
38. See the JMP page on sanitation for more information on the safely managed sanitation standard and the SDG sanitation ladder, <<https://washdata.org/monitoring/sanitation>>, accessed 12 May 2022.
39. United Nations Children's Fund, *Guidance on Market-Based Sanitation*, UNICEF, New York, 2021, <[www.unicef.org/media/110721/file/MBS%20Guidance%202021.pdf](http://www.unicef.org/media/110721/file/MBS%20Guidance%202021.pdf)>, accessed 12 May 2022.
40. African Ministers' Council on Water, *African Sanitation Policy Guidelines*, AMCOW, Abuja, Nigeria, 2021, <[https://amcow-online.org/storage/asp/ASPG\\_English.pdf](https://amcow-online.org/storage/asp/ASPG_English.pdf)>, accessed 12 May 2022.
41. United Nations Children's Fund and World Health Organization, *State of the World's Hand Hygiene: A global call to action to make hand hygiene a priority in policy and practice*, UNICEF and WHO, New York and Geneva, 2021, <[https://washdata.org/sites/default/files/2021-12/UNICEF-WHO-state-of-the-worlds-hygiene-2021\\_0.pdf](https://washdata.org/sites/default/files/2021-12/UNICEF-WHO-state-of-the-worlds-hygiene-2021_0.pdf)>, accessed 12 May 2022.
42. World Economic Forum, *Investing in Handwashing Facilities to Protect Communities and Kickstart Economies*, WEF, Geneva, 2021, <[www.weforum.org/agenda/2021/05/investments-handwashing-communities-kickstart-economies](http://www.weforum.org/agenda/2021/05/investments-handwashing-communities-kickstart-economies)>, accessed 12 May 2022.
43. UNICEF East Asia and the Pacific Regional Office, *Hand Hygiene for All: A resource guide for business*, EAPRO, Bangkok, 2021, <[www.unicef.org/eap/reports/hand-hygiene-all-resource-guide-business](http://www.unicef.org/eap/reports/hand-hygiene-all-resource-guide-business)>, accessed 12 May 2022.
44. Global Handwashing Partnership, *Annual Report 2021*, GHP, Washington DC, 2021, <<https://globalhandwashing.org/resources/global-handwashing-partnership-annual-report-2021>>, accessed 12 May 2022.
45. UNICEF SMOs (2021).
46. The term 'girls and women' used in this document in relation to menstrual health is not intended to be restrictive and refers to all people who menstruate regardless of gender identity.
47. United Nations Children's Fund, *UNICEF Gender Action Plan, 2022–2025*, UNICEF, New York, 2021, <[www.unicef.org/executiveboard/documents/UNICEF-Gender-Action-Plan-2022%E2%80%932025-SRS-2021](http://www.unicef.org/executiveboard/documents/UNICEF-Gender-Action-Plan-2022%E2%80%932025-SRS-2021)>, accessed 12 May 2022.
48. WASH United, 'Impact of MH Day', 2021, <<https://menstrualhygieneday.org/about/impact>>, accessed 12 May 2022.
49. World Health Organization and United Nations Children's Fund, *Progress on Household Drinking Water, Sanitation and Hygiene 2000-2020: Five years into the SDGs*, WHO and UNICEF, Geneva and New York, 2021, <[https://washdata.org/sites/default/files/2022-01/jmp-2021-wash-households\\_3.pdf](https://washdata.org/sites/default/files/2022-01/jmp-2021-wash-households_3.pdf)>, accessed 12 May 2022.
50. Ibid.
51. United Nations Children's Fund, 'School Reopening During COVID-19: The importance of cross-sectoral collaboration in practice', (internal reference guide), 2021.
52. United Nations Children's Fund, *Field Guide: The Three Star Approach for WASH in Schools*, UNICEF, New York, 2013, <[www.unicef.org/kyrgyzstan/reports/field-guide-three-star-approach-wash-schools](http://www.unicef.org/kyrgyzstan/reports/field-guide-three-star-approach-wash-schools)>, accessed 12 May 2022.
53. United Nations Children's Fund, *Formative Evaluation of UNICEF Three Star Approach for WASH in Schools in the Pacific*, UNICEF, New York, 2021, <<https://evaluationreports.unicef.org/GetDocument?fileID=19928>>, accessed 12 May 2022.
54. Freeman Research Group, 'WASH in Schools Distance-Learning Course', <[www.freemanresearchgroup.org/winscourse](http://www.freemanresearchgroup.org/winscourse)>, accessed 12 May 2022.
55. United Nations Children's Fund, 'Innovative Use of Social Media Taking WASH in Schools to Scale in Vanuatu'; 'Building Capacity for Quality WASH in Schools Construction in Vanuatu'; 'WASH in Schools (WinS) Programme in the Philippines: 'Better alignment of policy and management changed the WinS landscape'; 'WASH in Schools (WinS) Programme in Indonesia: Better data is helping build a stronger programme'; 'WASH in Schools (WinS) Programme in Madagascar: Putting WASH access at children's reach', (internal field notes), 2021.
56. Hirai, Mitsuaki, et al., 'Using the Water and Sanitation for Health Facility Improvement Tool (WASH FIT) in Zimbabwe: A cross-sectional study of water, sanitation and hygiene services in 50 COVID-19 isolation facilities'. *International Journal of Environmental Research and Public Health*, vol. 18, no. 11, 25 May 2021, p. 5641, <<https://doi.org/10.3390/ijerph18115641>>, accessed 12 May 2022.

57. World Health Organization, Understanding barriers to quality of care: an approach for conducting a situational analysis of water, sanitation and hygiene (WASH) and quality in health care facilities, WHO, Geneva, 2021, <[https://washinhc.org/wp-content/uploads/2021/07/PracticalStep1\\_Situational-analysis-methodology.pdf](https://washinhc.org/wp-content/uploads/2021/07/PracticalStep1_Situational-analysis-methodology.pdf)>, accessed 12 May 2022.
58. United Nations Children's Fund and World Health Organization, Global Progress Report on Water, Sanitation and Hygiene in Health-care Facilities: Fundamentals first, UNICEF and WHO, New York and Geneva, 2020, <[www.unicef.org/reports/water-sanitation-hygiene-in-health-care-facilities-fundamentals-first-2020](http://www.unicef.org/reports/water-sanitation-hygiene-in-health-care-facilities-fundamentals-first-2020)>, accessed 12 May 2022.
59. Chaitkin, Michael et al., 'Estimating the Cost of Achieving Universal Basic Wash Standards in Health Care Facilities in the 46 Least Developed Countries', 2 June 2021, <<https://www.sciencedirect.com/science/article/pii/S2214109X22000997>>, accessed 12 May 2022.
60. United Nations Children's Fund, 'Public Funding for WASH in Institutions: How could COVID-19 impact the funding streams?', (internal fact sheet), 2021.
61. Implementation partners included: the Greek Ministry of Migration and Asylum, the International Organization of Migration, UNHCR, the German Red Cross, Swiss Humanitarian Aid and local actors.
62. United Nations Children's Fund, 'Resources: COVID-19 Response and WASH Lessons Learned in [Afghanistan, Bangladesh, Bhutan, India, Maldives, Nepal, Pakistan and Sri Lanka]', UNICEF, New York, 2021, <[www.unicef.org/rosa/water-sanitation-and-hygiene-wash](http://www.unicef.org/rosa/water-sanitation-and-hygiene-wash)>, accessed 12 May 2022.
63. United Nations Children's Fund, 'Improved Access to Essential Hygiene Supplies Through e-Vouchers as part of COVID-19 Response in Ukraine', (internal field note), 2021.
64. United Nations Children's Fund, 'Coordinating the Water and Sanitation COVID-19 Response in Ecuador', (internal technical note), 2021.
65. United Nations Children's Fund, 'Lessons and Ways Forward: WASH response to COVID-19 in the Amazon Territory of Brazil', (internal field note), 2021.
66. Stockholm International Water Institute and United Nations Children's Fund, *Socio-economic Effects of COVID-19 on Water, Sanitation, and Hygiene: A comprehensive review*. SIWI and UNICEF, Stockholm and New York, 2021, <<https://www.corecommitments.unicef.org/kp/socio-economic-effects-of-covid-19-on-water%2C-sanitation-and-hygiene%3A-a-comprehensive-review>>, accessed 12 May 2022.
67. United Nations Children's Fund and World Health Organization, *Ebola Virus Disease (EVD): Key questions and answers concerning health care waste, water, sanitation and hygiene*, UNICEF and WHO, New York and Geneva, 2021, <<https://www.unicef.org/documents/ebola-virus-disease-evd-key-questions-and-answers-concerning-health-care-waste-water>>, accessed 12 May 2022.
68. United Nations Children's Fund, *Evolution of the Kathmandu Valley Cholera Prevention and Preparedness Programme*, UNICEF, New York, 2021, <[https://www.unicef.org/rosa/media/12226/file/Wash\\_Field\\_Note\\_-\\_Evolution\\_of\\_the\\_Kathmandu\\_Valley\\_Cholera\\_Prevention\\_and\\_Preparedness\\_Programme.pdf](https://www.unicef.org/rosa/media/12226/file/Wash_Field_Note_-_Evolution_of_the_Kathmandu_Valley_Cholera_Prevention_and_Preparedness_Programme.pdf)>, accessed 12 May 2022.
69. Graveleau, Julien, Maria Eleanor Reserva, Alama Keita, Roberto Molinari, and Guillaume Constantin De Magny, 'Influence of Community-Led Total Sanitation and Water Coverages in the Control of Cholera in Madarounfa, Niger (2018)'. *Frontiers in Public Health*, vol. 9, no. 643079, 29 April 2021, <<https://doi.org/10.3389/fpubh.2021.643079>>, accessed 12 May 2022.
70. UNHCR–UNICEF Dashboard for Blueprint results, (internal resource).
71. United Nations Children's Fund, *Water Under Fire Volume 3*, UNICEF, New York, 2021, <[www.unicef.org/reports/water-under-fire-volume-3](http://www.unicef.org/reports/water-under-fire-volume-3)>, accessed 12 May 2022.
72. United Nations Children's Fund, 'Lebanon's Water Crisis', 2021, <[www.unicef.org/stories/water-under-fire](http://www.unicef.org/stories/water-under-fire)>, accessed 12 May 2022.
73. United Nations Children's Fund, *Core Commitments for Children in Humanitarian Action*, UNICEF, New York, 2020, <[www.unicef.org/emergencies/core-commitments-children](http://www.unicef.org/emergencies/core-commitments-children)>
74. United Nations Children's Fund and Stockholm International Water Institute, *The WASHREG Approach: Overview and methodology*, UNICEF and SIWI, New York and Stockholm, 2021, <[www.unicef.org/reports/washreg-approach](http://www.unicef.org/reports/washreg-approach)>, accessed 12 May 2022.
75. WASH4Work, *Hand Hygiene Protocol for the Workplace*, 2020, <<https://wash4work.org/tools-resources/hand-hygiene-protocol-for-the-workplace-2020>>; United Nations Children's Fund and WASH4Work, *WASH4Work: Baseline and monitoring indicators*, UNICEF, New York, 2020, <<https://wash4work.org/tools-resources/wash4work-baseline-and-monitoring-indicators-2021>>; WASH4Work, *Raising Our Ambition to WASH Resilience*, 2021, <<https://wash4work.org/tools-resources/raising-our-ambition-to-wash-resilience-2021>>, accessed 12 May 2022.



76. UN-Water Global Analysis and Assessment of Sanitation and Drinking-Water (GLAAS), *Data portal, External aid*, WHO, Geneva, 2022, <<https://glaas.who.int/glaas/key-findings/external-aid>>, accessed 12 May 2022.
77. United Nations Children's Fund, *Universal Access to Water, Sanitation and Hygiene: An investment opportunity for the private and public sectors*, 2021, <[www.unicef.org/documents/universal-access-water-sanitation-and-hygiene](http://www.unicef.org/documents/universal-access-water-sanitation-and-hygiene)>, accessed 12 May 2022.
78. United Nations Children's Fund, *Investing in Hand Hygiene for All as We Build a Next and Better Normal*, UNICEF, New York, 2021, <[www.unicef.org/documents/investing-hand-hygiene-all-we-build-next-and-better-normal](http://www.unicef.org/documents/investing-hand-hygiene-all-we-build-next-and-better-normal)>, accessed 12 May 2022.
79. United Nations Children's Fund, 'UNICEF Vision for Leveraging Repayable Finance in WASH', Discussion Paper DP/02/2020, (internal guidance note), 2020.
80. United Nations Children's Fund, 'Public Funding for WASH in Institutions: How could COVID-19 impact the funding streams?', (internal fact sheet), 2021.
81. Chaitkin, Michael et al., 'Estimating the Cost of Achieving Universal Basic Wash Standards in Health Care Facilities in the 46 Least Developed Countries', 2 June 2021, <<https://dx.doi.org/10.2139/ssrn.3858515>>, accessed 12 May 2022.
82. World Health Organization and United Nations Children's Fund, *Progress on Household Drinking Water, Sanitation and Hygiene 2000-2020: Five years into the SDGs*, WHO and UNICEF, Geneva and New York, 2021, <[https://washdata.org/sites/default/files/2022-01/jmp-2021-wash-households\\_3.pdf](https://washdata.org/sites/default/files/2022-01/jmp-2021-wash-households_3.pdf)>, accessed 12 May 2022.
83. United Nations Children's Fund and World Health Organization, *State of the World's Hand Hygiene: A global call to action to make hand hygiene a priority in policy and practice*, UNICEF and WHO, New York and Geneva, 2021, <[https://washdata.org/sites/default/files/2021-12/UNICEF-WHO-state-of-the-worlds-hygiene-2021\\_0.pdf](https://washdata.org/sites/default/files/2021-12/UNICEF-WHO-state-of-the-worlds-hygiene-2021_0.pdf)>, accessed 12 May 2022.
84. United Nations Department of Economic and Social Affairs, *The Sustainable Development Goals Report 2021*, UN DESA, New York, 2021, <<https://unstats.un.org/sdgs/report/2021>>, accessed 12 May 2022.
85. UN-Water, *Summary Progress Update 2021: SDG 6 — water and sanitation for all*, UN-Water, New York, 2021. <[www.unwater.org/publications/summary-progress-update-2021-sdg-6-water-and-sanitation-for-all](http://www.unwater.org/publications/summary-progress-update-2021-sdg-6-water-and-sanitation-for-all)>, accessed 12 May 2022.
86. United Nations Children's Fund and World Health Organization, *The Measurement and Monitoring of Water Supply, Sanitation and Hygiene (WASH) Affordability: A missing element of monitoring of Sustainable Development Goal (SDG) targets 6.1 and 6.2*, UNICEF and WHO, New York and Geneva, 2021, <<https://www.unicef.org/reports/measurement-and-monitoring-water-supply-sanitation-and-hygiene-wash-affordability>>, accessed 12 May 2022.
87. United Nations Children's Fund, *SDG6+5 Review of Monitoring Systems across Eastern and Southern Africa*, WASH Technical Paper, UNICEF, New York, 2021, <[www.unicef.org/esa/reports/sdg65-review-monitoring-systems](http://www.unicef.org/esa/reports/sdg65-review-monitoring-systems)>, accessed 12 May 2022.
88. Federal Ministry of Water Resources, Government of Nigeria, National Bureau of Statistics and UNICEF, *Water, Sanitation and Hygiene: National Outcome Routine Mapping: (WASHNORM) 2019: A report of findings*. Abuja, Nigeria, 2020, <[www.unicef.org/nigeria/reports/water-sanitation-hygiene-national-outcome-routine-mapping-2019](http://www.unicef.org/nigeria/reports/water-sanitation-hygiene-national-outcome-routine-mapping-2019)>, accessed 12 May 2022.
89. UNICEF Executive Board, Annual Session 2021, Item 8, UNICEF, New York, 2021, <[www.unicef.org/executiveboard/annual-session-2021](http://www.unicef.org/executiveboard/annual-session-2021)>, accessed 12 May 2022.
90. United Nations Children's Fund, *WASH Training Catalogue*, UNICEF, New York, 2021, <<https://wcmprod.unicef.org/documents/wash-training-catalogue>>, accessed 12 May 2022.
91. United Nations Children's Fund, 'UNICEF Agora WASH Trainings Completion Report', (internal resource), 2021.
92. United Nations Children's Fund, UNICEF Gender Action Plan, 2022–2025, 2021. <[www.unicef.org/executiveboard/documents/UNICEF-Gender-Action-Plan-2022%E2%80%932025-SRS-2021](http://www.unicef.org/executiveboard/documents/UNICEF-Gender-Action-Plan-2022%E2%80%932025-SRS-2021)>, accessed 12 May 2022.
93. What Women Want!, *Demands for Quality Reproductive and Maternal Healthcare from Women and Girls*, 2020, <[www.whiteribbonalliance.org/wp-content/uploads/2020/08/WWW-Agenda\\_FORM\\_rev.pdf](http://www.whiteribbonalliance.org/wp-content/uploads/2020/08/WWW-Agenda_FORM_rev.pdf)>, accessed 12 May 2022.
94. 51 per cent of the beneficiaries from UNICEF direct support for water and sanitation services for households are women and girls (see the *Safe water supply and Sanitation sections for a complete set of figures*).
95. Most of the MHH beneficiaries are women and girls (in schools, boys also benefit from MHH education programming). Note that the term 'girls and women' used in this document in relation to menstrual health is not intended to be restrictive and refers to all people who menstruate regardless of gender identity.
96. The Global Handwashing Partnership, *2021 Handwashing Innovations Think Tank*, GHP, Washington DC, 2021, <<https://globalhandwashing.org/wp-content/uploads/2021/08/2021-Handwashing-Innovations-Think-Tank-Report.pdf>>, accessed 12 May 2022.

97. Caruso, Bethany A., Allison Salinger, Madeleine Patrick, Amelia Conrad, and Sheela Sinharoy, *A Review of Measures and Indicators for Gender in WASH. WHO/ UNICEF Joint Monitoring Programme for Water Supply, Sanitation, and Hygiene*, JMP, 2021, <<https://washdata.org/monitoring/inequalities/gender>>, accessed 12 May 2022.
98. United Nations Children's Fund, *Make it Count: Disability inclusive WASH programme data collection, monitoring and reporting*, UNICEF, New York, 2021, <<https://wcmprod.unicef.org/documents/make-it-count-disability-inclusive-wash-programme>>, accessed 12 May 2022.
99. United Nations Children's Fund, *Seen, Counted, Included: Using data to shed light on the well-being of children with disabilities*, UNICEF, New York, 2021, <<https://data.unicef.org/resources/children-with-disabilities-report-2021>>, accessed 12 May 2022.
100. United Nations Children's Fund, *Menstrual Health & Hygiene for Girls and Women with Disabilities, Guidance Note*, UNICEF, New York, 2021, <[www.unicef.org/documents/menstrual-health-hygiene-girls-and-women-disabilities](http://www.unicef.org/documents/menstrual-health-hygiene-girls-and-women-disabilities)>, accessed 12 May 2022.
101. United Nations Children's Fund, *Gender Responsive Disaster Risk Management: An analysis of gender integration in national and regional disaster risk management frameworks in Eastern and Southern Africa*, UNICEF, New York, 2021, <[www.unicef.org/esa/reports/gender-responsive-disaster-risk-management](http://www.unicef.org/esa/reports/gender-responsive-disaster-risk-management)>, accessed 12 May 2022.
102. United Nations Children's Fund, *UNICEF DRR in Action: Child-centred disaster risk reduction builds resilient communities and societies*, (in press), 2022.
103. Caribbean Disaster Emergency Management Agency and United Nations Children's Fund, *Regional Protocol for the Integrated Protection of Children and Adolescents in Emergencies and Disaster Situations*, 2019, <[www.unicef.org/easterncaribbean/reports/protocol-protection-children-and-adolescents-emergencies-and-disaster-situations](http://www.unicef.org/easterncaribbean/reports/protocol-protection-children-and-adolescents-emergencies-and-disaster-situations)>, accessed 12 May 2022.
104. United Nations, 'Quadrennial Comprehensive Policy Review of UN System Operational Activities (QCPR)', resolution A/RES/75/233, United Nations, New York, 2020, <[www.un.org/ecosoc/en/content/2020-qcpr](http://www.un.org/ecosoc/en/content/2020-qcpr)>, accessed 12 May 2022.
105. Agenda for Humanity, 'World Humanitarian Summit', United Nations, New York, <<https://agendaforhumanity.org/summit.html>>, accessed 12 May 2022.
106. United Nations, 'Joint Steering Committee to Advance Humanitarian and Development Collaboration', <[www.un.org/jsc](http://www.un.org/jsc)>, accessed 12 May 2022.
107. United Nations Children's Fund, 'UNICEF Procedure on Linking Humanitarian and Development Programming', PD/PROCEDURE/2019/001, (internal UNICEF resource).
108. United Nations Children's Fund, *Formative Evaluation of UNICEF Work to Link Humanitarian and Development Programming*, UNICEF, New York, 2021, <<https://evaluationreports.unicef.org/GetDocument?fileID=17461>>, accessed 12 May 2022.
109. Organisation for Economic Co-operation and Development, *DAC Recommendation on the Humanitarian-DevelopmentPeace Nexus*, OECD, Paris, <[https://legalinstruments.oecd.org/public/doc/643/643\\_en.pdf](https://legalinstruments.oecd.org/public/doc/643/643_en.pdf)>, accessed 12 May 2022.
110. United Nations Children's Fund, 'Amid Conflict, Teenagers in Eastern Ukraine Learn to Make Peace', 2021, <[www.unicef.org/ukraine/en/stories/amid-conflict-teenagers-eastern-ukraine-learn-make-peace](http://www.unicef.org/ukraine/en/stories/amid-conflict-teenagers-eastern-ukraine-learn-make-peace)>, accessed 12 May 2022.
111. United Nations Children's Fund, 'Child Friendly Cities Initiative', 2021, <<https://childfriendlycities.org/>>, accessed 12 May 2022.
112. United Nations Children's Fund, *Subnational Public Finance Programme Briefs*, UNICEF, New York, 2021, <[www.unicef.org/documents/subnational-public-finance-programme-briefs](http://www.unicef.org/documents/subnational-public-finance-programme-briefs)>, accessed 12 May 2022.
113. United Nations Children's Fund, *Strengthening Resilience Through Risk Informed Decentralization and Local Governance*, UNICEF, New York, 2021, <<https://www.unicef.org/documents/strengthening-resilience-through-risk-informed-decentralization-and-local-governance>>, accessed 12 May 2022.
114. United Nations Children's Fund, 'Local Governance for Sustaining Peace (course summary)', 2021, <<https://agora.unicef.org/course/info.php?id=29162>>, accessed 12 May 2022.
115. Ministerio de Planificación Nacional y Política Económica, *Índice de Bienestar de la Niñez y la Adolescencia*, San José, Costa Rica, 2021, <[www.unicef.org/costarica/informes/%C3%ADndice-de-bienestar-de-la-ni%C3%B1ez-y-la-adolescencia-2020](http://www.unicef.org/costarica/informes/%C3%ADndice-de-bienestar-de-la-ni%C3%B1ez-y-la-adolescencia-2020)>, accessed 12 May 2022.
116. United Nations Children's Fund, 'Atlas de la infancia de Guatemala', 2021, <[www.unicef.org/guatemala/atlas-de-la-infancia-de-guatemala](http://www.unicef.org/guatemala/atlas-de-la-infancia-de-guatemala)>, accessed 12 May 2022.
117. The Gram Panchayat is the third tier of government at the community level – usually constituting a group of two to three villages. It is a constitutional body that is elected to power and functions as a legislative entity at the village level (Constitutional (73rd amendment) Act of 1992).

- <sup>118</sup>. United Nations Children's Fund, *Renewable Energy Solutions Improve Children's Health and Well-being in Malawi*, UNICEF, New York, 2021, <[www.unicef.org/documents/renewable-energy-solutions-improve-childrens-health-and-well-being-malawi](http://www.unicef.org/documents/renewable-energy-solutions-improve-childrens-health-and-well-being-malawi)>, accessed 12 May 2022.
- <sup>119</sup>. United Nations Children's Fund, *Healthy Environments for Healthy Children: Global Programme Framework*, UNICEF, New York, 2021, <[www.unicef.org/documents/healthy-environments-healthy-children-global-programme-framework](http://www.unicef.org/documents/healthy-environments-healthy-children-global-programme-framework)>, accessed 12 May 2022.
- <sup>120</sup>. United Nations Children's Fund, *Children's Climate Risk Index*, UNICEF, New York, 2021. <<https://data.unicef.org/resources/childrens-climate-risk-index-report>>, accessed 12 May 2022.
- <sup>121</sup>. United Nations Children's Fund, *The Climate Crisis is a Child Rights Crisis*, UNICEF, New York, 2021, <[www.unicef.org/reports/climate-crisis-child-rights-crisis](http://www.unicef.org/reports/climate-crisis-child-rights-crisis)>, accessed 12 May 2022.
- <sup>122</sup>. The Coalition for Climate Resilient Investment classifies children in 33 countries as at extremely high risk from the impacts of climate change (listed in order of highest risk): Central African Republic, Chad, Nigeria, Guinea, Guinea-Bissau, Somalia, the Niger, South Sudan, the Democratic Republic of the Congo, Angola, Cameroon, Madagascar, Mozambique, Pakistan, Afghanistan, Bangladesh, Benin, Burkina Faso, Ethiopia, the Sudan, Togo, Côte D'Ivoire, Equatorial Guinea, Liberia, Senegal, India, Sierra Leone, Yemen, Haiti, Mali, Eritrea, Myanmar and the Philippines.
- <sup>123</sup>. World Health Organization, *Air Pollution and Child Health: Prescribing clean air*, WHO, Geneva, 2018, <[www.who.int/publications/i/item/air-pollution-and-child-health](http://www.who.int/publications/i/item/air-pollution-and-child-health)>, accessed 12 May 2022.
- <sup>124</sup>. United Nations Children's Fund, *Reimagining WASH: Water security for all*, UNICEF, New York, 2021, <[www.unicef.org/reports/reimagining-wash-water-security-for-all](http://www.unicef.org/reports/reimagining-wash-water-security-for-all)>, accessed 12 May 2022>.
- <sup>125</sup>. United Nations Children's Fund, *Why Water Sanitation and Hygiene must be Top of your Climate Agenda: A call to action*, UNICEF, New York, 2021, <[www.unicef.org/documents/why-water-sanitation-and-hygiene-must-be-top-your-climate-agenda](http://www.unicef.org/documents/why-water-sanitation-and-hygiene-must-be-top-your-climate-agenda)>, accessed 12 May 2022.
- <sup>126</sup>. United Nations Children's Fund, 'UNICEF Welcomes Business Commitment to Put Child Rights at the Heart of Climate Action at COP26', 2021, <<https://www.unicef.org/partnerships/unicef-welcomes-business-commitment-put-child-rights-heart-climate-action-cop26>>, accessed 12 May 2022.
- <sup>127</sup>. Youth4Climate, 'Driving Ambition', <<https://youth4climate.live>>, accessed 12 May 2022.
- <sup>128</sup>. SparkBlue, 'Welcome to SparkBlue', <[www.sparkblue.org](http://www.sparkblue.org)>, accessed 12 May 2022.
- <sup>129</sup>. United Nations Children's Fund, 'Mid-Term Review of the UNICEF 2018–2021 Strategic Plan: Summary of reflections and strategic shifts proposed for water, sanitation and hygiene (WASH)', (internal document), 2020.
- <sup>130</sup>. UN-Water, *The SDG 6 Global Acceleration Framework*, UN-Water, New York, 2020. <[www.unwater.org/publications/the-sdg-6-global-acceleration-framework](http://www.unwater.org/publications/the-sdg-6-global-acceleration-framework)>, accessed 12 May 2022.



Published by UNICEF  
3 United Nations Plaza  
New York, NY 10017

[www.unicef.org](http://www.unicef.org)

June 2022

**#ForEveryChild**